

**AGENDA FOR THE REGULAR MEETING OF THE
BOARD OF DIRECTORS OF THE
TEMESCAL VALLEY WATER DISTRICT
NOVEMBER 21, 2023, 8:30 A.M. AT
THE DISTRICT'S ADMINISTRATIVE OFFICE
22646 TEMESCAL CANYON ROAD,
TEMESCAL VALLEY, CALIFORNIA 92883**

The following is a summary of the rules of order governing meetings of the Temescal Valley Water District Board of Directors:

AGENDA ITEMS

In case of an emergency, items may be added to the Agenda by a majority vote of the Board of Directors. An emergency is defined as a work stoppage; a crippling disaster; or other activity, which severely imperils public health, safety or both. Also, items, which arise after the posting of Agenda, may be added by a two-thirds vote of the Board of Directors.

PUBLIC COMMENT

Persons wishing to address a matter not on the Agenda may be heard at this time; however, no action will be taken until placed on a future agenda in accordance with Board policy.

NOTICE TO PUBLIC

All matters listed under the Consent Calendar will be voted upon by one motion. There will be no separate discussion of these items, unless a Board Member or member of the public requests that a particular item(s) be removed from the Consent Calendar, in which case, they will be considered separately under New Business.

**IF ANYONE WISHES TO SPEAK WITH THE BOARD
ABOUT ANY CONSENT CALENDAR MATTER(S),
PLEASE STATE YOUR NAME, ADDRESS,
AND APPROPRIATE ITEM NUMBER(S).**

AFFIDAVIT OF POSTING

I, Allison Harnden, Office Manager of the Temescal Valley Water District, hereby certify that I caused the posting of the Agenda at the District office at 22646 Temescal Canyon Road, Temescal Valley, California 92883 before November 18, 2023.

Allison Harnden, Office Manager

**AGENDA FOR REGULAR MEETING
November 21, 2023**

Page No.

- 1. Roll Call and Call to Order.**
- 2. Presentations and Acknowledgments.**
 - a. Resolution of Appreciation for Charles W. Colladay.
- 3. Public Comment.**

BOARD ITEMS:

- 4. Minutes of the October 24, 2023 Regular Meeting. 7-10**
RECOMMENDATION: Approve Minutes as written.
- 5. Payment Authorization Report. 11-14**
RECOMMENDATION: Approve Report and authorize payment of the October 24-November 21, 2023 invoices.
- 6. Revenue & Expenditure Reports. (Unaudited). 15-31**
 - a. Revenue & Expenditure Reports.
 - b. Capital Improvement Projects. 32
 - c. Chandler Investments. 33-34
- 7. IB Consulting 2024 Rate Adjustments per 2022 Rate Study and Five Year Rate adoption. 35-43**
RECOMMENDATION: Motion from the Board on the previously noticed rates and recommendation and approval of the new pass-through costs. Direct General Manager to send a notice to customers on the pass-through charges of the new rates on January 1, 2024.

	<u>Page No.</u>
8. Trilogy Development.	
a. Homeowners Association update.	(-)
b. Golf Course update.	(-)
9. Retreat Development.	(-)
a. Project Update.	
b. 225 proposed homes to be built.	(-)
10. Terramor Development (Forestar Toscana).	
a. Project Update.	(-)
b. 1487 homes to be built. 1138 houses occupied to date. 77% complete.	
11. Sycamore Highlands Development (Kiley).	(-)
a. Project Update.	
b. 79 homes to be built. 0 houses occupied to date.	
12. Taylor Morrison Development. (Serrano)	(-)
a. Project Update.	
b. 80 homes to be built. 11 houses occupied to date. 14% complete.	
13. Water Utilization Reports.	44-56
RECOMMENDATION: Note and file.	
14. Sustainable Groundwater Management Act.	(-)
a. Project Update.	

	<u>Page No.</u>
15. Committee Reports.	
a. Finance/Legislation (Director Harich).	(-)
b. Engineering/Operations (Director Myers).	(-)
c. Public Relations (Allison Harnden).	(-)
16. General Manager's Report.	
a. General Manager's Report.	57-59
b. CNUSD Cooperation Agreement for Conversion to Non-Potable Irrigation.	60-64
RECOMMENDATION: Authorize the General Manager to sign the agreement.	
17. Operations Report.	65-66
a. Water and Sewer Operations.	
18. District Engineer's Report.	
a. Status of Projects.	67-68
b. Recycled Water Conversion Progress Payment No. 2.	69-79
RECOMMENDATION: Authorize the payment of \$435,599.80 of which \$413,819.81 is issued to the contractor and \$21,779.99 is held in retention.	
c. Recycled Water Conversion Project Change Order Request No. 1.	80-83
RECOMMENDATION: The Board authorize the use of the original project Budget in the amount of \$70,000, of which \$56,072 will be provided to Weka Inc. as a change order to their current contract in order to install a new 4-inch lateral to provide recycled water to Todd Elementary.	
19. District Counsel's Report.	(-)
20. Seminars/Workshops.	(-)

Page No.

- 21. Consideration of Correspondence. 84**
An informational package containing copies of all pertinent correspondence for the Month of October will be distributed to each Director along with the Agenda.
- 22. Adjournment. (-)**

**MINUTES OF THE
REGULAR MEETING OF THE
TEMESCAL VALLEY WATER DISTRICT**

October 24, 2023

PRESENT

C. Colladay
D. Harich
J. Butler
F. Myers
M. Buckley

ABSENT

GUESTS

T. Davis
L. Wilson
P. Rodriguez

STAFF

J. Pape
A. Harnden
M. McCullough
P. Bishop
D. Saunders
J. Scheidel

1. Roll Call and Call to Order.

The regular meeting of the Temescal Valley Water District was called to order by President Colladay at 8:30 a.m.

2. Presentations and Acknowledgments.

3. Public Comment – Paul Rodriguez thanked Charlie for his many years of public service and for being a role model of proven leadership.

BOARD ITEMS:

4. Minutes of the September 26, 2023 Regular Meeting.

ACTION: Director Butler moved to approve the minutes with the addition to Item 8 that Lee Wilson, President of TGMA spoke with the Board about the status of the potable water conversion to ag project. Director Buckley seconded. Motion carried unanimously.

5. Payment Authorization Report.

ACTION: Director Harich moved to approve the September 26-October 24, 2023 invoices. Director Myers seconded. Motion carried unanimously.

6. Revenue & Expenditure Reports. (Unaudited).

a. Revenue & Expenditure Reports.

ACTION: Note and file.

b. Capital Improvement Projects.

The Board directed staff to increase the reservoir budget on the project sheet.

- c. Chandler Investments.
7. **Trilogy Development.**
 - a. Homeowners Association update.
 - b. Golf Course update – Lee Wilson, President of TGMA gave an update on the Trilogy potable water conversion project and current negotiations with the golf course on a funding agreement on sharing the golf course irrigation system.
8. **Retreat Development.**
 - a. Project Update.
 - b. 225 homes proposed to be built.
9. **Terramor Development (Forestar Toscana).**
 - a. Project Update.
 - b. 1487 homes to be built. 1127 houses occupied to date. 76% complete.
10. **Sycamore Highlands Development (Kiley).**
 - a. Project Update.
 - b. 79 houses to be built. 0 houses occupied to date.
11. **Taylor Morris Development (Serrano).**
 - a. Project Update.
 - b. 80 houses to be built. 11 houses occupied to date. 14% complete.
12. **Water Utilization Reports.**

ACTION: Note and file.
13. **Sustainable Groundwater Management Act.**
 - a. Project Update.

14. Committee Reports.

- a. Finance/Legislative (Director Harich).
- b. Engineering/Operations (Director Myers) - Director Myers reported that he has a follow up meeting on potable conversion with CNUSD via zoom on November 1st. He also inquired with District Counsel if we are legally required to provide potable water for landscaping to school sites. He also asked staff to schedule a committee meeting in November.
- c. Public Relations (Allison Harnden).
 1. Reschedule the November 28th meeting to November 21st & December 26th meeting to the 19th.

ACTION: Director Myers moved to reschedule the November and December meeting dates. Director Butler seconded. Motion carried unanimously.

15. General Manager's Report.

- a. General Manager's Report – The General Manager reported on current projects.
- b. Water supply conditions.
- c. Portable Potable Water Reservoir Management System.

ACTION: Director Harich moved to transfer additional funds needed from CIP W-3-2021 and authorize the General Manager to purchase the system in the amount of \$148,900. Director Butler seconded. Motion carried unanimously.
- d. Agreement with Riverside County Emergency Management for trailer positioning.

ACTION: Director Myers moved to authorize the General Manager to approve the Agreement. Director Butler seconded. Motion carried unanimously.

16. Operations Report.

- a. Water and sewer operations.

17. District Engineer's Report.

- a. Status of Projects.

The Board asked for status updates to be dated in the monthly report.

- b. Recycled Water Conversion Progress Payment No. 1

ACTION: Director Harich moved to authorize the payment of \$325,528.20 of which \$309,251.79 is issued to the contractor Weka and \$16,276.41 is held in an escrow account for retention. Director Myers seconded. Motion carried unanimously.

18. District Counsel’s Report.

19. Seminars/Workshops.

20. Consideration of Correspondence.

An informational package containing copies of all pertinent correspondence for the Month of September will be distributed to each Director along with the Agenda.

21. Adjournment.

There being no further business, the October 24, 2023 Regular Meeting of the Temescal Valley Water District Board of Directors was adjourned at 11:06 a.m. by President Colladay.

ATTEST:

APPROVED:

Fred Myers, Secretary

Charles Colladay, President

Date: _____

Date: _____

TEMESCAL VALLEY WATER DISTRICT
 PAYMENT AUTHORIZATION REPORT
 November 21, 2023

Check #	Date	Payee ID	Payee	Amount	
29010	10/19/23		JUAN TORRES-TRK MAINT	\$ 280.00	
29011	10/19/23		VOID	-	
29012	10/23/23	CO	CHARLES W. COLLADAY	350.35	
29013	10/23/23	DH	DAVID HARICH	295.65	
29014	10/23/23	FM	FRED H. MYERS	295.65	
29015	10/23/23	JB	JOHN B. BUTLER	295.65	
29016	10/23/23	MB	MICHAEL S. BUCKLEY	295.65	
29017	10/27/23	AD	PAYROLL	-	
29018	10/27/23	BE	PAYROLL	-	
29019	10/27/23	CG	PAYROLL	-	
29020	10/27/23	CL	PAYROLL	-	
29021	10/27/23	DB	PAYROLL	-	
29022	10/27/23	DT	PAYROLL	-	
29023	10/27/23	JJ	PAYROLL	-	
29024	10/27/23	KN	PAYROLL	-	
29025	10/27/23	LK	PAYROLL	-	
29026	10/27/23	MM	PAYROLL	-	
29027	10/27/23	PB	PAYROLL	-	
29028	10/27/23		UNITEDHEALTHCARE-11/23	173.66	
29029	10/27/23	FI01	FIDELITY INVESTMENTS	840.00	
29030	10/27/23	FI01	FIDELITY INVESTMENTS	840.00	
29031	10/27/23	FI01	FIDELITY INVESTMENTS	285.94	
29032	10/27/23	FI01	FIDELITY INVESTMENTS	1,116.00	
29033	10/23/23	FI01	FIDELITY INVESTMENTS	596.17	
29034	10/27/23	FI01	FIDELITY INVESTMENTS	840.00	
29035	10/27/23	FI01	FIDELITY INVESTMENTS	840.00	
29036	10/27/23		PAYROLL	-	
29037	10/27/23	CHAC	CALIFORNIA HIGHWAY ADOPTION CO.	315.00	
29038	10/27/23	SO03	SOUTHERN CALIF EDISON CO.	83,283.66	
29039	10/27/23	WI	WEKA INC	309,251.79	CAP-RW CONV PJTS
29040	10/27/23		PACIFIC PREMIEM BANK	16,276.41	CAP-RW CONV PJTS RETENTION
29041	10/27/23	FM	FRED H. MYERS-ENG MTG	295.65	
29042	10/27/23	JB	JOHN B. BUTLER-ENG MTG	295.65	
29043	11/10/23	AD	PAYROLL	-	
29044	11/10/23	BE	PAYROLL	-	
29045	11/10/23	CG	PAYROLL	-	
29046	11/10/23	CL	PAYROLL	-	

TEMESCAL VALLEY WATER DISTRICT
PAYMENT AUTHORIZATION REPORT
November 21, 2023

Check #	Date	Payee ID	Payee	Amount	
29047	11/10/23	DB	PAYROLL	-	
29048	11/10/23	DT	PAYROLL	-	
29049	11/10/23	JJ	PAYROLL	-	
29050	11/10/23	KN	PAYROLL	-	
29051	11/10/23	LK	PAYROLL	-	
29052	11/10/23	MM	PAYROLL	-	
29053	11/10/23	PB	PAYROLL	-	
29054	11/13/23	UH	UNITEDHEALTHCARE-12/23	173.66	
29055	11/13/23	FI01	FIDELITY INVESTMENTS	840.00	
29056	11/13/23	FI01	FIDELITY INVESTMENTS	840.00	
29057	11/13/23	FI01	FIDELITY INVESTMENTS	285.94	
29058	11/13/23	FI01	FIDELITY INVESTMENTS	1,116.00	
29059	11/13/23	FI01	FIDELITY INVESTMENTS	596.17	
29060	11/13/23	FI01	FIDELITY INVESTMENTS	840.00	
29061	11/13/23	FI01	FIDELITY INVESTMENTS	840.00	
29061-29068	11/13/23		VOID	-	
29069	11/13/23	AAV	ADVANCED AIR & VACUUM	1,041.31	
29070	11/13/23	ACSI	ALEXANDER'S CONTRACT SERVICES, INC.	7,669.92	
29071	11/13/23	ATT01	AT&T	1,014.15	
29072	11/13/23	BA01	BABCOCK LABORATORIES, INC	2,438.69	
29073	11/13/23	BGM	BIG GIANT MEDIA	54.90	
29074	11/13/23	BT	BT PIPELINE INC.	24,542.00	REPAIR LEAK 20" LINE
29075	11/13/23	CA16	CALIFORNIA CHOICE BENEFIT ADMINISTRATOR	4,888.28	
29076	11/13/23	CAM	CHANDLER INVESTMENT MANAGEMENT	2,004.08	
29077	11/13/23	CBE	CBE-MAINTENANCE	478.95	
29078	11/13/23	CBE-2	CBE-LEASE	477.42	
29079	11/13/23	CE01	CENTRAL COMMUNICATIONS	598.36	
29080	11/13/23	CESI	CENTER ELECTRIC SERVICES INC.	5,939.88	REPAIR-CENTRIFUGE/RW PUMP/TRANDUCER POND
29081	11/13/23	CHAC	CALIFORNIA HIGHWAY ADOPTION CO.	3,115.00	
29082	11/13/23	CL01	CLAYSON, BAINER & SAUNDERS	1,237.50	
29083	11/13/23	CM01	CORE & MAIN	1,637.68	
29084	11/13/23	CNS	CALIFORNIA-NEVADA SECTION, AWWA	500.00	
29085	11/13/23	CS01	CSDA - CAL.SPECIAL DISTR.ASSN	9,050.00	ANNUAL MEMBERSHIP
29086	11/13/23	CUSI	CONTINENTAL UTILITY SOLUTIONS INC.	18.00	
29087	11/13/23	DO02	VOID	-	
29088	11/13/23	DPCI	DON PETERSON CONTRACTING, INC.	6,578.00	REPAIR SBR MUD VALVES
29089	11/13/23	DSC	DATABASE SYSTEMS CORP.	286.84	

TEMESCAL VALLEY WATER DISTRICT
 PAYMENT AUTHORIZATION REPORT
 November 21, 2023

Check #	Date	Payee ID	Payee	Amount	
29090	11/13/23	DTA	DTA	579.44	
29091	11/13/23	DU01	DUDEK & ASSOCIATES-CONT MGT	22,791.10	
29092	11/13/23	DU02	DUDEK & ASSOCIATES-SPECIAL PJTS	13,118.15	CAP-SLUDGE STUDY
29093	11/13/23	DU03	DUDEK & ASSOCIATES-PASS THRU	5,740.00	
29094	11/13/23	DXP	DXP CORTECH	3,630.00	
29095	11/13/23	GMDM	GUTIRREZ MAINTENANCE/ DANIEL GUTIERREZ	475.00	
29096	11/13/23	HES	HOLLOWAY ENVIRONMENTAL SOLUTIONS	2,336.41	
29097	11/13/23	HO01	HOME DEPOT CREDIT SERVICES	326.99	
29098	11/13/23	ICL	IB CONSULTING, LLC	6,205.00	
29099	11/13/23	KCI	KASSEL CONTRACTING INC.	72,770.00	CAP-PERK POND EXPAN/MAINT
29100	11/13/23	MH01	MCFADDEN-DALE HARDWARE CO.	888.24	
29101	11/13/23	MITI	MORR-IS TESTED IN	2,580.00	
29102	11/13/23	MTM	MASTER TECH MECHANICAL	687.00	
29103	11/13/23	MU01	WILLDAN FINANCIAL SERVICES	9,210.40	CFD ADMIN(PD BY CFD)
29104	11/13/23	NC	NORTHSTAR CHEMICAL	31,375.63	
29105	11/13/23	OPI	ON POWER INDUSTRIES	2,122.70	
29106	11/13/23	PLM01	PARRA LANDSCAPE MAINTENANCE	4,613.00	BRUSH REMOVAL VAR SITES
29107	11/13/23	PPE	PRIVATE PEST EXTERMINATORS	438.00	
29108	11/13/23	SAQMDHB	SOUTH COAST AIR QUALITY MGT DIST	665.26	
29109	11/13/23	SD01	STARR DESIGN	298.31	
29110	11/13/23	SSI01	SUPER SWEEPER INC.	880.00	
29111	11/13/23	ST02	STATE COMPENSATION INSUR.FUND	1,362.91	
29112	11/13/23	THO	BAY CITY INDUSTRIAL SUPPLY	4,287.84	NEW COVER DRAIN PUMPS
29113	11/13/23	TWC	SPECTRUM BUSINESS	1,264.79	
29114	11/13/23	UBB	USA BLUEBOOK	207.83	
29115	11/13/23	UN01	UNDERGROUND SERVICE ALERT	74.75	
29116	11/13/23	USB01	US BANK GOVERNMENT SERVICES	3,320.46	
29117	11/13/23	VA01	VALLEY CITIES/GONZALES FENCE	6,950.00	FENCE REPLACEMENT/GATE
29118	11/13/23	WA01	WASTE MANAGEMENT - INLAND EMPIRE	760.21	
29119	11/13/23	WE01	WESTERN MUNICIPAL WATER DISTR.	20,994.33	
29120	11/13/23	XI	XALOGY INC	6,964.18	
29121	11/13/23	WM	WESTERN MUNICIPAL WATER DISTR.	365,792.19	
Total				<u>\$ 1,089,875.73</u>	

TEMESCAL VALLEY WATER DISTRICT
PAYMENT AUTHORIZATION REPORT
November 21, 2023

Check #	Date	Payee ID	Payee	Amount
---------	------	----------	-------	--------

THESE INVOICES ARE SUBMITTED TO THE
TEMESCAL VALLEY BOARD OF DIRECTORS FOR
APPROVAL AND AUTHORIZATION FOR PAYMENT

Mel McCullough - Finance Manager

Mel McCullough - Finance Manager 11/21/23

**TEMESCAL VALLEY WATER DISTRICT
INTERNAL BALANCE SHEET
31-Oct-23**

ASSETS

Fixed Assets (net of accumulated depreciation)			
Land		\$	902,118
Treatment Plants			37,350,663
Capacity Rights			13,503,639
Water System, Reservoir & Wells			11,880,125
Water & Sewer Mains			41,077,466
General Equipment Sewer/Water/ Furniture			1,562,732
Buildings & Entrance Improvements			-
		\$	106,276,743
Current Assets			
Cash - Wastewater	10,408,731		
Cash - Water	18,924,368		
Cash - ID #1	592,949		
Cash - ID #2	374,346		
Cash - Nonpotable	7,494,928		
Cash - Deposits	1,375,702		39,171,024
Accounts Receivable-Services/Developers			1,724,008
Assessment Receivable			213,388
Interest Receivable			37,683
Prepaid Expenses			63,400
Inventory			67,722
		\$	41,277,225
Other Assets			
Work-in-Process			674,300
Deferred Outflows - Pension			164,014
Cell Tower Lease Receivable			911,068
TOTAL ASSETS		\$	149,303,350

LIABILITIES

Current Liabilities			
Accounts Payable		\$	598,299
Security Deposits			306,691
Payroll & Payroll Taxes Payable			44,437
Capacity & Meter Deposits			155,813
Fiduciary Payments Payable			541,818
Developer Deposits			366,663
Other Deposits			4,717
			2,018,439
Long-term Liabilities			
TVRP Note			-
Deferred Inflow -Cell Tower Leases			911,068
Deferred Inflows - Pension			141,677
TOTAL LIABILITIES		\$	3,071,184

FUND EQUITY

Fund Balances			
Waste Water Fund Balance			61,202,837
Water Fund Balance			65,459,542
ID #1 Fund Balance			671,901
ID #2 Fund Balance			649,925
Recycled Water Fund Balance			18,247,962
TOTAL FUND EQUITY		\$	146,232,167
TOTAL LIABILITIES & FUND EQUITY		\$	149,303,350

NOTE:

CASH DRAWER	\$	400
GENERAL		2,579,259
CHANDLER		23,941,558
LAIF		12,649,807
	\$	39,171,024

**TEMESCAL VALLEY WATER DISTRICT
REVENUE AND EXPENDITURE/BUDGET
FOR FOUR MONTHS ENDING
OCTOBER 31, 2023**

	OCTOBER			YEAR TO DATE			BUDGET 2023-2024	BUDGET REMAINING
	ACTUAL	BUDGET	VARIANCE	ACTUAL	BUDGET	VARIANCE		
<u>WASTEWATER DEPARTMENT</u>								
OPERATING REVENUE:								
MONTHLY SEWER SERVICE CHARGE	\$ 264,360	\$ 272,750	(8,390)	\$ 1,051,889	\$ 1,091,000	(39,111)	\$ 3,273,000	\$ (2,221,111)
MONTHLY SERVICE CHARGE-ID #1	11,764	11,764	-	47,056	51,320	(4,264)	154,000	(106,944)
MONTHLY SERVICE CHARGE-ID #2	13,307	13,307	-	53,228	58,200	(4,972)	174,700	(121,472)
MONTHLY SEWER SERVICE CHG-R COM	16,160	16,670	(510)	66,717	66,680	37	200,000	(133,283)
MISC UTILITY CHARGES/ REVENUE	662	5,800	(5,138)	3,420	23,200	(19,780)	70,000	(66,580)
STANDBY CHARGES	-	-	-	-	-	-	110,000	(110,000)
CFD REIMBURSEMENTS	-	-	-	-	-	-	30,000	(30,000)
INSPECTION CHARGES	-	2,500	(2,500)	6,710	10,000	(3,290)	30,000	(23,290)
TOTAL WASTEWATER REVENUE	306,253	322,791	(16,538)	1,229,020	1,300,400	(71,380)	4,041,700	(2,812,680)
OPERATING EXPENSES:								
WAGES EXPENSE-OPERATIONS	16,230	15,600	630	72,722	70,250	2,472	202,900	(130,178)
WAGES EXPENSE-INSPECTION	3,324	3,230	94	14,892	14,540	352	42,000	(27,108)
PAYROLL TAXES EXP	252	370	(118)	1,261	1,665	(404)	4,800	(3,539)
EMPLOYEE BENEFITS-INS	1,854	2,200	(346)	6,348	8,800	(2,452)	26,000	(19,652)
EMPLOYEE BENEFITS-RETIREMENT	2,843	2,930	(87)	11,058	13,140	(2,082)	38,000	(26,942)
OVERTIME OPERATION EXP	860	1,100	(240)	3,775	4,800	(1,025)	14,000	(10,225)
OVERTIME INSPECTION EXP	498	250	248	1,262	1,000	262	3,000	(1,738)
MILEAGE EXP	220	400	(180)	781	1,600	(819)	5,000	(4,219)
VACATION EXP	1,567	1,585	(18)	6,034	6,340	(306)	19,000	(12,966)
SCADA SYSTEM STANDBY EXP	800	350	450	2,240	1,400	840	4,200	(1,960)
SCADA SYSTEM ADMIN/MAINT	-	670	(670)	-	2,680	(2,680)	8,000	(8,000)
LABORATORY TESTING COSTS	975	1,500	(525)	1,991	6,000	(4,009)	18,000	(16,009)
COMPLIANCE TESTING- SARD TEST	-	1,000	(1,000)	3,061	4,000	(939)	13,000	(9,939)
VACTOR TRUCK EXP	-	1,000	(1,000)	-	4,000	(4,000)	10,000	(10,000)
SEWER CLEANING AND VIDEO	-	2,200	(2,200)	3,490	8,800	(5,310)	26,000	(22,510)
PLANT PUMPING COST	2,580	2,000	580	5,150	8,000	(2,850)	25,000	(19,850)
SLUDGE DISPOSAL COSTS	2,770	4,200	(1,430)	14,293	16,800	(2,507)	50,000	(35,707)
SLUDGE DISPOSAL BAG EXP	-	-	-	21,293	25,000	(3,707)	25,000	(3,707)
SLUDGE CHEMICAL EXP	8,465	4,000	4,465	8,465	16,000	(7,535)	45,000	(36,535)
EQUIPMENT RENTAL COSTS	-	200	(200)	-	800	(800)	2,000	(2,000)
ELECTRICAL REPAIR EXP	-	420	(420)	-	1,680	(1,680)	5,000	(5,000)
EQUIPMENT REPAIRS & MAINT/CLEANING	21,805	30,000	(8,195)	70,912	120,000	(49,088)	350,000	(279,088)
SEWER LINE/EMERGENCY REPAIRS	-	5,000	(5,000)	-	5,000	(5,000)	15,000	(15,000)
SECURITY AND ALARM EXP	-	350	(350)	-	1,400	(1,400)	4,000	(4,000)
PROPERTY MAINTENANCE	15,003	8,500	6,503	39,015	34,000	5,015	102,000	(62,985)
EMERGENCY SERVICE COST	-	-	-	-	-	-	2,000	(2,000)
ENGINEERING/ADMIN. STUDIES	3,102	2,000	1,102	4,797	8,000	(3,203)	25,000	(20,203)
ENERGY COSTS	33,730	31,000	2,730	168,212	124,000	44,212	370,000	(201,788)
CONSUMABLE SUPPLIES & CLEANING	2,739	1,300	1,439	6,600	5,200	1,400	15,000	(8,400)
CHEMICALS, LUBRICANTS & FUELS	20,356	14,600	5,756	92,684	58,400	34,284	175,000	(82,316)
SMALL EQUIPMENT & TOOLS COST	329	2,500	(2,171)	3,651	10,000	(6,349)	30,000	(26,349)
PERMITS, FEES & TAXES	1,064	5,000	(3,936)	44,692	20,000	24,692	60,000	(15,308)
SAWPA BASIN MONITORING EXP	-	-	-	-	35,000	(35,000)	35,000	(35,000)
MAP UPDATING/GIS EXP	-	200	(200)	-	800	(800)	2,000	(2,000)
MISC. OPERATING EXP	-	-	-	-	-	-	1,000	(1,000)
BAD DEBT EXPENSES	-	-	-	-	-	-	5,000	(5,000)
CONTINGENCIES	-	6,500	(6,500)	-	26,000	(26,000)	76,600	(76,600)
TOTAL OPERATING EXPENSES	141,366	152,155	(10,789)	608,679	665,095	(56,416)	1,853,500	(1,244,821)

**TEMESCAL VALLEY WATER DISTRICT
REVENUE AND EXPENDITURE/BUDGET
FOR FOUR MONTHS ENDING
OCTOBER 31, 2023**

	OCTOBER			YEAR TO DATE			BUDGET 2023-2024	BUDGET REMAINING
	ACTUAL	BUDGET	VARIANCE	ACTUAL	BUDGET	VARIANCE		
ADMINISTRATIVE EXPENSES:								
CONTRACT MANAGEMENT	9,116	9,000	116	35,552	39,668	(4,116)	119,000	(83,448)
GENERAL ENGINEERING EXP	-	1,700	(1,700)	93	6,800	(6,707)	20,000	(19,907)
EMPLOYEE BENEFITS-INS	1,715	2,000	(285)	5,446	8,000	(2,554)	23,500	(18,054)
EMPLOYEE BENEFITS-RETIREMENT	2,866	3,000	(134)	8,964	12,900	(3,936)	37,800	(28,836)
WAGES EXPENSE	15,641	18,250	(2,609)	65,776	82,000	(16,224)	237,000	(171,224)
VACATION EXP	1,315	1,350	(35)	5,260	5,400	(140)	16,000	(10,740)
OVERTIME EXP	185	200	(15)	382	800	(418)	2,400	(2,018)
PAYROLL TAX EXPENSES	305	300	5	1,434	1,200	234	3,700	(2,266)
MILEAGE EXP ADMIN	-	20	(20)	-	80	(80)	250	(250)
CONTRACT STAFFING EXP	-	-	-	-	-	-	4,000	(4,000)
LEGAL EXPENSES	495	1,250	(755)	3,179	5,000	(1,821)	15,000	(11,821)
AUDIT EXPENSES	-	-	-	-	-	-	6,500	(6,500)
BOARD COMMITTEE MEETING EXP.	863	1,250	(387)	2,587	5,000	(2,413)	15,000	(12,413)
ELECTION & PUBLIC HEARING EXP	-	-	-	-	-	-	12,000	(12,000)
COMPUTER SYSTEM ADMIN	2,785	3,500	(715)	12,526	14,000	(1,474)	40,000	(27,474)
BANK CHARGES EXP	4,325	3,500	825	13,782	14,000	(218)	40,000	(26,218)
MISCELLANEOUS & EDUCATION EXP	-	200	(200)	-	800	(800)	2,000	(2,000)
TELEPHONE, FAX & CELL EXP	1,995	1,700	295	6,205	6,800	(595)	20,000	(13,795)
OFFICE SUPPLIES EXP	1,688	2,000	(312)	5,009	8,000	(2,991)	24,000	(18,991)
PRINTING EXPENSES	99	1,250	(1,151)	4,537	5,000	(463)	15,000	(10,463)
POSTAGE & DELIVERY EXPENSE	1,116	1,420	(304)	4,659	5,680	(1,021)	17,000	(12,341)
PUBLICATIONS, NOTICES & DUES	3,694	4,000	(306)	4,020	4,300	(280)	6,000	(1,980)
EQUIPMENT LEASE EXPENSES	383	670	(287)	2,484	2,680	(196)	8,000	(5,516)
INSURANCE EXPENSES	3,974	4,000	(26)	14,653	16,000	(1,347)	48,000	(33,347)
ANNUAL ASSESSMENT EXP	-	350	(350)	-	1,400	(1,400)	4,000	(4,000)
COMMUNITY OUTREACH EXP	126	1,042	(916)	6,286	4,168	2,118	12,500	(6,214)
INVESTMENT EXP	802	625	177	3,199	2,500	699	7,500	(4,301)
TOTAL ADMINISTRATIVE EXPENSES	53,488	62,577	(9,089)	206,033	252,176	(46,143)	756,150	(550,117)
TOTAL WASTEWATER EXPENSES	194,854	214,732	(19,878)	814,712	917,271	(102,559)	2,609,650	(1,794,938)
NET OPERATING REVENUE/EXPENSE	111,399	108,059	3,340	414,308	383,129	31,179	1,432,050	(1,017,742)
NON-OPERATING SOURCE OF FUNDS:								
INTEREST INCOME	43,715	12,500	31,215	140,180	50,000	90,180	150,000	(9,820)
PROPERTY TAX INCOME	7,220	7,000	220	33,871	35,000	(1,129)	170,000	(136,129)
TOTAL NON-OPER SOURCE OF FUNDS	50,935	19,500	31,435	174,051	85,000	89,051	320,000	(145,949)
TOTAL SEWER REVENUE/EXPENSE	\$ 162,334	127,559	34,775	\$ 588,359	468,129	120,230	\$ 1,752,050	(1,163,691)
TRANSFER TO CAPITAL FUND-REPLACEMENT				296,951				
TRANSFER TO CAPITAL FUND-IMPROVEMENT				291,408				
CONNECTION FEES				-				
				-				
WASTE WATER CAPITAL FUND:								
ENDING FUNDS AVAILABLE 2021-2022	9,961,270							
TRANSFER FOR CAPITAL FUND REPLACEMENT	296,951							
TRANSFER FOR CAPITAL IMPROVEMENTS	291,408							
CAPITAL IMPROVEMENT (SEE ATTACHED DETAIL)	(124,325)							
TOTAL FUNDS AVAILABLE	10,425,304							

**TEMESCAL VALLEY WATER DISTRICT
REVENUE AND EXPENDITURE/BUDGET
FOR FOUR MONTHS ENDING
OCTOBER 31, 2023**

WATER DEPARTMENT

	OCTOBER			YEAR TO DATE			BUDGET	BUDGET
	ACTUAL	BUDGET	VARIANCE	ACTUAL	BUDGET	VARIANCE	2023-2024	REMAINING
OPERATING REVENUE:								
WATER SERVICE CHARGE	172,212	167,000	5,212	686,228	668,000	18,228	2,000,000	(1,313,772)
WATER USAGE CHARGES	487,145	485,000	2,145	1,860,805	2,201,000	(340,195)	5,415,000	(3,554,195)
WATER PUMPING CHARGE	20,772	22,500	(1,728)	78,590	90,000	(11,410)	270,000	(191,410)
FIRE PROTECTION CHARGES	3,335	3,750	(415)	13,364	15,000	(1,636)	45,000	(31,636)
MISC. UTILITY CHARGES	11,028	12,000	(972)	48,091	48,000	91	140,000	(91,909)
SERVICE METER INCOME	5,700	4,000	1,700	15,300	16,000	(700)	48,000	(32,700)
CELLULAR SITE LEASE	-	6,350	(6,350)	17,058	25,400	(8,342)	76,000	(58,942)
MWD READINESS TO SERVE CHARGE	14,038	13,740	298	55,874	54,960	914	166,000	(110,126)
STANDBY CHARGES	-	-	-	-	-	-	40,000	(40,000)
CFD REIMBURSEMENTS	-	-	-	-	-	-	30,000	(30,000)
INSPECTION CHARGES	-	2,500	(2,500)	5,872	10,000	(4,128)	30,000	(24,128)
TOTAL WATER REVENUE	714,230	716,840	(2,610)	2,781,182	3,128,360	(347,178)	8,260,000	(5,478,818)

**TEMESCAL VALLEY WATER DISTRICT
REVENUE AND EXPENDITURE/BUDGET
FOR FOUR MONTHS ENDING
OCTOBER 31, 2023**

	OCTOBER			YEAR TO DATE			BUDGET	BUDGET
	ACTUAL	BUDGET	VARIANCE	ACTUAL	BUDGET	VARIANCE	2023-2024	REMAINING
OPERATING EXPENSES:								
WAGES EXPENSE-OPERATIONS	14,201	13,650	551	63,631	61,450	2,181	177,500	(113,869)
WAGES EXPENSE-INSPECTION	2,908	2,800	108	13,030	12,650	380	36,500	(23,470)
PAYROLL TAXES EXP	220	325	(105)	1,062	1,460	(398)	4,200	(3,138)
EMPLOYEE BENEFITS-INS	993	1,875	(882)	3,054	7,500	(4,446)	22,500	(19,446)
EMPLOYEE BENEFITS-RETIREMENT	2,141	2,580	(439)	8,565	11,600	(3,035)	33,500	(24,935)
MILEAGE EXP	-	125	(125)	-	500	(500)	1,500	(1,500)
OVERTIME EXPENSE OPER/ ON CALL	753	1,025	(272)	3,804	4,100	(296)	12,300	(8,496)
OVERTIME EXP INSPECTION	436	225	211	1,104	900	204	2,700	(1,596)
OVERTIME CROSS CONNECTION EXP	-	1,250	(1,250)	-	5,000	(5,000)	15,000	(15,000)
SCADA SYSTEM STANDBY EXP	700	300	400	1,960	1,200	760	3,700	(1,740)
VACATION EXP	1,371	1,375	(4)	5,280	5,500	(220)	16,500	(11,220)
CONTRACT STAFFING-METER READS	7,669	7,500	169	30,490	30,000	490	90,000	(59,510)
SCADA SYSTEM ADMIN/MAINT	-	850	(850)	-	3,400	(3,400)	10,000	(10,000)
LABORATORY TESTING COSTS	853	1,420	(567)	1,742	5,680	(3,938)	17,000	(15,258)
COMPLIANCE TESTING	-	1,250	(1,250)	-	5,000	(5,000)	15,000	(15,000)
LEAK DETECTION EXPENSE	-	850	(850)	-	3,400	(3,400)	10,000	(10,000)
EPA WATER TESTING EXP	-	710	(710)	-	2,840	(2,840)	8,500	(8,500)
EQUIPMENT RENTAL COSTS	-	200	(200)	-	800	(800)	2,000	(2,000)
EQUIPMENT REPAIRS & MAINT.	4,654	10,000	(5,346)	35,577	40,000	(4,423)	120,000	(84,423)
WATER LINE REPAIRS	19,675	3,300	16,375	19,675	13,200	6,475	40,000	(20,325)
ALARM MONITORING COSTS	-	-	-	-	750	(750)	3,000	(3,000)
EMERGENCY SERVICE COST	-	-	-	-	-	-	1,500	(1,500)
PROPERTY MAINTENANCE	166	3,300	(3,134)	1,454	13,200	(11,746)	40,000	(38,546)
ENGINEERING/ADMIN. STUDIES	3,102	700	2,402	3,102	2,800	302	8,000	(4,898)
PLAN CHECK EXPENSE (TVWD)	-	850	(850)	-	3,400	(3,400)	10,000	(10,000)
ENERGY COSTS	17,485	18,500	(1,015)	85,131	84,100	1,031	205,000	(119,869)
CONSUMABLE SUPPLIES & CLEANING	573	500	73	845	2,000	(1,155)	6,000	(5,155)
CHEMICALS, LUBRICANTS & FUELS	1,000	850	150	2,504	3,400	(896)	10,000	(7,496)
SMALL EQUIPMENT & TOOLS COST	106	400	(294)	106	1,600	(1,494)	5,000	(4,894)
PERMITS, FEES & TAXES	931	1,700	(769)	4,121	6,800	(2,679)	20,000	(15,879)
MAP UPDATING/GIS EXP	-	400	(400)	-	1,600	(1,600)	5,000	(5,000)
SERVICE METERS & PARTS COSTS	3,078	2,500	578	8,262	10,000	(1,738)	30,000	(21,738)
WHOLESALE WATER PURCHASES	365,792	425,000	(59,208)	1,702,882	1,934,000	(231,118)	4,845,000	(3,142,118)
WATER-MWD CAPACITY CHARGE	5,830	5,830	-	23,320	23,320	-	76,000	(52,680)
WATER-READINESS TO SERVE/REFUSAL CHARGE	15,164	15,200	(36)	60,657	60,800	(143)	203,000	(142,343)
WMWD-MGLMR EXP	-	-	-	-	150,000	(150,000)	150,000	(150,000)
BAD DEBT EXPENSES	-	-	-	-	-	-	10,000	(10,000)
CONSERVATION REBATE EXP	-	500	(500)	-	2,000	(2,000)	5,000	(5,000)
CONTINGENCIES	-	5,000	(5,000)	-	20,000	(20,000)	60,595	(60,595)
TOTAL OPERATING EXPENSES	469,801	532,840	(63,039)	2,081,358	2,535,950	(454,592)	6,331,495	(4,250,137)

**TEMESCAL VALLEY WATER DISTRICT
REVENUE AND EXPENDITURE/BUDGET
FOR FOUR MONTHS ENDING
OCTOBER 31, 2023**

	OCTOBER			YEAR TO DATE			BUDGET 2023-2024	BUDGET REMAINING
	ACTUAL	BUDGET	VARIANCE	ACTUAL	BUDGET	VARIANCE		
ADMINISTRATIVE EXPENSES:								
CONTRACT MANAGEMENT	7,977	8,700	(723)	31,108	34,800	(3,692)	104,000	(72,892)
GENERAL ENGINEERING EXP	4,076	2,000	2,076	8,247	8,000	247	25,000	(16,753)
EMPLOYEE BENEFITS-INS	1,569	1,710	(141)	5,225	6,840	(1,615)	20,500	(15,275)
EMPLOYEE BENEFITS-RETIREMENT	2,297	2,600	(303)	9,188	11,670	(2,482)	33,500	(24,312)
WAGES EXPENSE	13,686	15,800	(2,114)	64,378	71,100	(6,722)	205,000	(140,622)
VACATION EXP	1,151	1,200	(49)	4,604	4,800	(196)	14,000	(9,396)
MILEAGE EXP ADMIN	-	50	(50)	-	200	(200)	500	(500)
OVERTIME EXPENSE	161	160	1	310	730	(420)	2,100	(1,790)
PAYROLL TAX EXPENSES	266	250	16	1,012	1,120	(108)	3,200	(2,188)
CONTRACT STAFFING-OFFICE	-	-	-	-	-	-	3,500	(3,500)
LEGAL EXPENSES	433	1,000	(567)	2,782	4,000	(1,218)	12,000	(9,218)
AUDIT EXPENSES	-	-	-	-	-	-	5,900	(5,900)
BOARD COMMITTEE/ MEETING EXP.	754	1,100	(346)	2,262	4,400	(2,138)	13,000	(10,738)
COMPUTER SYSTEM EXP	2,437	2,500	(63)	14,129	10,000	4,129	30,000	(15,871)
BANK CHARGES EXP	3,784	2,920	864	12,059	11,680	379	35,000	(22,941)
MISCELLANEOUS & EDUCATION EXP	500	350	150	500	1,400	(900)	4,000	(3,500)
TELEPHONE EXP	1,746	1,420	326	5,429	5,680	(251)	17,000	(11,571)
OFFICE SUPPLIES EXP	967	1,700	(733)	3,557	6,800	(3,243)	20,000	(16,443)
PRINTING EXPENSES	86	1,000	(914)	3,970	4,000	(30)	12,000	(8,030)
POSTAGE & DELIVERY EXPENSE	976	1,250	(274)	3,993	5,000	(1,007)	15,000	(11,007)
PUBLICATIONS, NOTICES & DUES	3,168	3,700	(532)	3,168	4,000	(832)	4,500	(1,332)
EQUIPMENT LEASE EXPENSES	335	600	(265)	2,049	2,400	(351)	7,000	(4,951)
INSURANCE EXPENSES	3,478	3,500	(22)	12,823	14,000	(1,177)	42,000	(29,177)
INVESTMENT EXPENSE	701	540	161	2,799	2,160	639	6,500	(3,701)
ANNUAL ASSESSMENT EXP	-	375	(375)	-	1,500	(1,500)	4,500	(4,500)
ELECTION & PUBLIC HEARING EXP	-	-	-	-	-	-	10,500	(10,500)
COMMUNITY OUT REACH EXP	110	1,250	(1,140)	5,500	5,000	500	15,000	(9,500)
TOTAL ADMINISTRATIVE EXPENSES	50,658	55,675	(5,017)	199,092	221,280	(22,188)	665,200	(466,108)
TOTAL WATER EXPENSES	520,459	588,515	(68,056)	2,280,450	2,757,230	(476,780)	6,996,695	(4,716,245)
NET OPERATING REVENUE/EXPENSE	193,771	128,325	65,446	500,732	371,130	129,602	1,263,305	(762,573)
NON-OPERATING SOURCE OF FUNDS:								
INTEREST INCOME	55,219	14,000	41,219	177,070	56,000	121,070	170,000	7,070
PROPERTY TAX INCOME	3,556	4,000	(444)	16,683	16,000	683	100,000	(83,317)
TOTAL NON-OP SOURCE OF FUNDS	58,775	18,000	40,775	193,753	72,000	121,753	270,000	(76,247)
TOTAL REVENUE/EXPENSE	252,546	146,325	106,221	694,485	443,130	251,355	1,533,305	(838,820)
TRANSFER TO CAPITAL FUND-REPLACEMENT				276,233				
TRANSFER TO CAPITAL FUND-IMPROVEMENT				418,252				
CONNECTION FEES				26,809				
CAPACITY USAGE INCOME				89,779				
LONG TERM DEBT REDUCTION				89,779				
WATER CAPITAL FUND:				-				
ENDING FUNDS AVAILABLE 2021-2022	19,252,251							
TRANSFER FOR CAPITAL FUND REPLACEMENT	276,233							
TRANSFER FOR CAPITAL IMPROVEMENTS	445,061							
CAPITAL IMPROVEMENT (SEE ATTACHED DETAIL)	(69,942)							
TOTAL FUNDS AVAILABLE	19,903,603							

**TEMESCAL VALLEY WATER DISTRICT
REVENUE AND EXPENDITURE/BUDGET
FOR FOUR MONTHS ENDING
OCTOBER 31, 2023**

	OCTOBER			YEAR TO DATE			BUDGET	BUDGET
	ACTUAL	BUDGET	VARIANCE	ACTUAL	BUDGET	VARIANCE	2023-2024	REMAINING
ID#1 DEPARTMENT								
OPERATING REVENUE:								
ANNUAL SEWER SERVICE CHARGE	13,725	13,725	-	54,900	54,900	-	164,700	(109,800)
TOTAL ID #1 REVENUE	13,725	13,725	-	54,900	54,900	-	164,700	(109,800)
OPERATING EXPENSES:								
PLANT REMOVAL COST	-	-	-	-	-	-	-	-
MONTHLY TREATMENT PLANT COSTS	11,764	11,764	-	47,056	47,056	-	154,596	(107,540)
TOTAL OPERATING COSTS	11,764	11,764	-	47,056	47,056	-	154,596	(107,540)
ADMINISTRATIVE EXPENSES:								
ANNUAL ASSESSMENT PROCESSING	-	-	-	-	-	-	3,000	(3,000)
TOTAL ADMINISTRATIVE EXPENSES	-	-	-	-	-	-	3,000	(3,000)
TOTAL ID#1 EXPENSES	11,764	11,764	-	47,056	47,056	-	157,596	(110,540)
NET OPERATING REVENUE/EXPENSE	1,961	1,961	-	7,844	7,844	-	7,104	740
NON-OPERATING SOURCE OF FUNDS:								
INTEREST INCOME-LAIF	1,150	350	800	3,687	1,400	2,287	4,200	(513)
TOTAL NON-OPER SOURCE OF FUNDS	1,150	350	800	3,687	1,400	2,287	4,200	(513)
TOTAL REVENUE/EXPENSE	3,111	2,311	800	11,531		2,287	11,304	227
TRANSFER TO SINKING FUND FOR CAPACITY				11,531				
				-				
ID #1 FUND BALANCE:								
ENDING FUNDS AVAILABLE 2021-2022	581,418							
SINKING FUND FOR CAPACITY	11,531							
TOTAL FUNDS AVAILABLE	592,949							

	OCTOBER			YEAR TO DATE			BUDGET	BUDGET
	ACTUAL	BUDGET	VARIANCE	ACTUAL	BUDGET	VARIANCE	2023-2024	REMAINING
ID#2 DEPARTMENT								
OPERATING REVENUE:								
ANNUAL SEWER SERVICE CHARGE	15,525	15,525	-	62,100	62,100	-	186,300	(124,200)
TOTAL ID #2 REVENUE	15,525	15,525	-	62,100	62,100	-	186,300	(124,200)
OPERATING EXPENSES:								
MONTHLY TREATMENT PLANT COSTS	13,307	13,307	-	53,228	53,228	-	174,720	(121,492)
TOTAL OPERATING COSTS	13,307	13,307	-	53,228	53,228	-	174,720	(121,492)
ADMINISTRATIVE EXPENSES:								
ANNUAL ASSESSMENT PROCESSING	-	-	-	-	-	-	3,000	(3,000)
TOTAL ADMINISTRATIVE EXPENSES	-	-	-	-	-	-	3,000	(3,000)
TOTAL ID#2 EXPENSES	13,307	13,307	-	53,228	53,228	-	177,720	(124,492)
NET OPERATING REVENUE/EXPENSE	2,218	2,218	-	8,872	8,872	-	8,580	292
NON-OPERATING SOURCE OF FUNDS:								
INTEREST INCOME/UNREALIZED GAIN ON INV	2,301	670	1,631	7,378	2,680	4,698	8,040	(662)
TOTAL NON-OPER SOURCE OF FUNDS	2,301	670	1,631	7,378	2,680	4,698	8,040	(662)
TOTAL REVENUE/EXPENSE	4,519	2,888	1,631	16,250	11,552	4,698	16,620	(370)
TRANSFER TO SINKING FUND FOR CAPACITY				16,250				
				-				
ID #2 FUND BALANCE:								
ENDING FUNDS AVAILABLE 2021-2022	358,096							
SINKING FUND FOR CAPACITY	16,250							
TOTAL FUNDS AVAILABLE	374,346							

**TEMESCAL VALLEY WATER DISTRICT
REVENUE AND EXPENDITURE/BUDGET
FOR FOUR MONTHS ENDING
OCTOBER 31, 2023**

	OCTOBER			YEAR TO DATE			BUDGET	BUDGET
	ACTUAL	BUDGET	VARIANCE	ACTUAL	BUDGET	VARIANCE	2023-2024	REMAINING
<i>NON-POTABLE WATER DEPARTMENT</i>								
OPERATING REVENUE:								
RECYCLED/NON-POTABLE WATER SALES	203,492	189,000	14,492	814,131	855,000	(40,869)	2,100,000	(1,285,869)
RECYCLED/ NON-POT WATER FIXED CHARGE	26,918	25,000	1,918	105,968	100,000	5,968	300,000	(194,032)
RECYCLED/NON-POTABLE PUMPING CHARGE	8,385	7,600	785	32,348	34,200	(1,852)	84,000	(51,652)
MISC INCOME	-	850	(850)	2,723	3,400	(677)	10,000	(7,277)
INSPECTION REVENUE	-	1,800	(1,800)	4,194	7,200	(3,006)	22,000	(17,806)
TOTAL NON-POTABLE REVENUE	238,795	224,250	14,545	959,364	999,800	(40,436)	2,516,000	(1,556,636)
OPERATING EXPENSES:								
WAGES EXPENSE-OPERATIONS	10,144	9,800	344	45,452	44,100	1,352	127,000	(81,548)
WAGES EXPENSE-INSPECTION	2,077	2,000	77	9,307	9,000	307	26,000	(16,693)
PAYROLL TAXES EXP	157	230	(73)	635	1,040	(405)	3,000	(2,365)
EMPLOYEE BENEFITS-INS	709	1,350	(641)	2,180	5,400	(3,220)	16,000	(13,820)
EMPLOYEE BENEFITS-RETIREMENT	1,529	1,850	(321)	6,116	8,350	(2,234)	24,000	(17,884)
MILEAGE EXP	-	100	(100)	-	400	(400)	1,000	(1,000)
OVERTIME EXP	538	700	(162)	2,360	3,100	(740)	9,000	(6,640)
OVERTIME EXP INSPECTION	312	150	162	789	700	89	2,000	(1,211)
OVERTIME CROSS CONNECTION	-	1,250	(1,250)	-	5,000	(5,000)	15,000	(15,000)
VACATION EXP	980	1,000	(20)	3,773	4,000	(227)	12,000	(8,227)
PLAN CHECK EXP (TVWD)	-	100	(100)	-	400	(400)	1,000	(1,000)
SCADA SYSTEM STANDBY EXP	500	200	300	1,400	900	500	2,600	(1,200)
SCADA SYS MAINTENANCE EXP	-	450	(450)	-	1,800	(1,800)	5,000	(5,000)
LABORATORY TESTING COSTS	609	900	(291)	1,244	3,200	(1,956)	10,000	(8,756)
EQUIPMENT REPAIRS & MAINT.	455	2,500	(2,045)	19,902	10,000	9,902	30,000	(10,098)
NONPOTABLE WATER LINE REPAIR	-	2,500	(2,500)	-	10,000	(10,000)	30,000	(30,000)
SECURITY AND ALARM EXP	-	125	(125)	-	500	(500)	1,500	(1,500)
PROPERTY MAINTENANCE	568	2,250	(1,682)	1,207	9,000	(7,793)	27,000	(25,793)
ENERGY COSTS	31,702	30,150	1,552	161,376	136,350	25,026	335,000	(173,624)
CONSUMABLE SUPPLIES EXP	409	125	284	618	500	118	1,500	(882)
CHEMICALS, LUBRICANTS & FUELS	715	500	215	1,788	2,000	(212)	5,000	(3,212)
PERMITS AND FEES EXP	665	1,000	(335)	2,736	4,000	(1,264)	10,000	(7,264)
SERVICE METERS AND PARTS COSTS	-	600	(600)	-	2,400	(2,400)	7,000	(7,000)
RECYCLED SIGN/TOOLS EXP	77	350	(273)	77	1,400	(1,323)	4,000	(3,923)
MISC OPERATING EXP	-	-	-	-	-	-	500	(500)
BAD DEBT	-	-	-	-	-	-	2,000	(2,000)
CONTINGENCIES	-	2,310	(2,310)	-	9,240	(9,240)	27,705	(27,705)
TOTAL OPERATING EXPENSES	52,146	62,490	(10,344)	260,960	272,780	(11,820)	734,805	(473,845)

**TEMESCAL VALLEY WATER DISTRICT
REVENUE AND EXPENDITURE/BUDGET
FOR FOUR MONTHS ENDING
OCTOBER 31, 2023**

	OCTOBER			YEAR TO DATE			BUDGET	BUDGET
	ACTUAL	BUDGET	VARIANCE	ACTUAL	BUDGET	VARIANCE	2023-2024	REMAINING
ADMINISTRATIVE EXPENSES:								
CONTRACT MANAGEMENT	5,698	6,200	(502)	22,219	24,800	(2,581)	74,000	(51,781)
GENERAL ENGINEERING	-	1,000	(1,000)	1,879	4,000	(2,121)	10,000	(8,121)
EMPLOYEE BENEFITS-INS	1,118	1,200	(82)	3,725	4,800	(1,075)	14,000	(10,275)
EMPLOYEE BENEFITS-RETIREMENT	1,640	1,850	(210)	6,560	8,300	(1,740)	24,000	(17,440)
WAGES EXPENSE	9,776	11,400	(1,624)	45,985	51,200	(5,215)	148,000	(102,015)
VACATION EXP	822	825	(3)	3,288	3,300	(12)	9,900	(6,612)
MILEAGE EXP	-	-	-	-	-	-	200	(200)
OVERTIME EXP	115	150	(35)	221	600	(379)	1,500	(1,279)
PAYROLL TAX EXPENSE	190	180	10	723	800	(77)	2,300	(1,577)
CONTRACT STAFFING OFFICE EXP	-	-	-	-	-	-	2,500	(2,500)
LEGAL EXPENSE	309	600	(291)	1,986	2,400	(414)	7,000	(5,014)
AUDIT EXP	-	-	-	-	-	-	4,900	(4,900)
BOARD FEES EXP	539	750	(211)	1,617	3,000	(1,383)	9,000	(7,383)
ELECTION & PUBLIC HEARING EXP	-	-	-	-	-	-	7,500	(7,500)
COMPUTER SYSTEMS EXP	1,741	2,300	(559)	10,094	9,200	894	28,000	(17,906)
BANK CHARGES	2,703	2,100	603	8,614	8,400	214	25,000	(16,386)
MISC & EDUCATION EXP	-	-	-	-	250	(250)	1,000	(1,000)
TELEPHONE EXP	1,247	1,000	247	3,878	4,000	(122)	12,000	(8,122)
OFFICE SUPPLIES	692	1,000	(308)	2,638	4,000	(1,362)	12,000	(9,362)
PRINTING EXP	62	650	(588)	2,836	2,600	236	8,000	(5,164)
POSTAGE EXP	697	650	47	2,852	2,600	252	8,000	(5,148)
PUBLICATION/DUES EXP	2,262	2,200	62	2,262	2,200	62	3,000	(738)
EQUIPMENT LEASE EXP	238	390	(152)	1,497	1,560	(63)	4,700	(3,203)
INSURANCE EXPENSE	2,485	2,500	(15)	9,160	10,000	(840)	30,000	(20,840)
ANNUAL ASSESSMENT EXP	-	250	(250)	-	1,000	(1,000)	3,000	(3,000)
INVESTMENT EXPENSE	501	300	201	1,999	1,200	799	3,500	(1,501)
COMMUNITY OUTREACH EXP	79	-	79	3,935	5,000	(1,065)	5,000	(1,065)
TOTAL ADMINISTRATIVE EXPENSES	32,914	37,495	(4,581)	137,968	155,210	(17,242)	458,000	(320,032)
TOTAL NON-POTABLE OPERATING EXPENSES	85,060	99,985	(14,925)	398,928	427,990	(29,062)	1,192,805	(793,877)
NET OPERATING REVENUE/EXPENSE	153,735	124,265	29,470	560,436	571,810	(11,374)	1,323,195	(762,759)
NON-OPERATING SOURCE OF FUNDS:								
INTEREST INCOME	12,654	1,120	11,534	40,577	4,500	36,077	13,400	27,177
TOTAL NON-OP SOURCE OF FUNDS	12,654	1,120	41,004	40,577	4,500	36,077	13,400	27,177
TOTAL REVENUE/EXPENSE	166,389	125,385	41,004	601,013	576,310	24,703	1,336,595	(735,582)
TRANSFER TO CAPITAL FUND-REPLACEMENT				117,399				
TRANSFER TO CAPITAL FUND-IMPROVEMENT				483,614				
CONNECTION FEES				-				
NON-POTABLE FUND BALANCE:								
ENDING FUNDS AVAILABLE 2021-2022	7,109,034							
TRANSFER FOR CAPITAL FUND REPLACEMENT	117,399							
TRANSFER FOR CAPITAL IMPROVEMENTS	483,614							
CAPITAL IMPROVEMENT (SEE ATTACHED DETAIL)	(362,367)							
TOTAL FUNDS AVAILABLE	<u>7,347,680</u>							

TEMESCAL VALLEY WATER DISTRICT
Community Facilities District No. 1
Financing Authority
(Sycamore Creek)
10/31/2023

<u>Special Tax Fund (Acct #105636-009)</u> Account Balance at Wilmington Trust	\$	77.58
<hr/>		
<u>BONDS PR ACCT (Acct # 105636-010)</u> Account Balance at Wilmington Trust		0.88
<hr/>		
<u>Administrative Expense Fund(Acct #105636-011)</u> Account Balance at Wilmington Trust		9.23
<hr/>		
<u>Surplus Fund (Acct #105636-012)</u> Account Balance at Wilmington Trust		1,256,680.93
<hr/>		

TEMESCAL VALLEY WATER DISTRICT
Community Facilities District No. 2
Financing Authority
(Montecito Ranch)
10/31/2023

<u>Special Tax Fund (Acct #105636-014)</u> Account Balance at Wilmington Trust	\$ 33.64
<hr/>	
<u>BONDS PR ACCT (Acct # 105636-015)</u> Account Balance at Wilmington Trust	0.12
<hr/>	
<u>Administrative Expense Fund(Acct #105636-016)</u> Account Balance at Wilmington Trust	5.22
<hr/>	
<u>Surplus Fund (Acct #105636-017)</u> Account Balance at Wilmington Trust	267,498.94
<hr/>	
Prepayment Fund (Acct #105636-026) Account Balance at Wilmington Trust	-
<hr/>	
TOTAL	\$ 267,537.92

TEMESCAL VALLEY WATER DISTRICT
Community Facilities District No. 3
Financing Authority
(The Retreat)
10/31/2023

<u>Special Tax Fund (Acct #105636-019)</u> Account Balance at Wilmington Trust	\$	32.82
<hr/>		
<u>BONDS PR ACCT (Acct # 105636-020)</u> Account Balance at Wilmington Trust	\$	0.68
<hr/>		
<u>Administrative Expense Fund(Acct #105636-021)</u> Account Balance at Wilmington Trust	\$	9.23
<hr/>		
<u>Surplus Fund (Acct #105636-022)</u> Account Balance at Wilmington Trust	\$	665,874.82
<hr/>		
Prepayment Fund (Acct #105636-027) Account Balance at Wilmington Trust		-
<hr/>		
TOTAL	\$	665,917.55

**TEMESCAL VALLEY WATER DISTRICT
Community Facilities District
Financing Authority
10/31/2023**

Senior Lien Bonds - Revenue Fund (Acct #105636-000)	\$	0.03
- Lien Interest A/C (Acct #105636-001)		31,782.97
- Lien Principal A/C (Acct #105636-002)		-
- Financing Authority Surplus A/C (Acct #105636-003)		-
- Reserve Fund CFD #1 (Acct #105636-004)		2,274,463.14
- Reserve Fund CFD #2 (Acct #105636-005)		277,153.64
- Reserve Fund CFD #3 (Acct #105636-006)		1,501,412.23
Junior Lien Bonds - Revenue Fund (Acct #105639-000)	\$	-
- Lien Interest A/C (Acct #105639-001)		9,920.25
- Lien Principal A/C (Acct #105639-002)		-
- Financing Authority Surplus A/C (Acct #105639-003)		-
- Reserve Fund CFD #1 (Acct #105639-004)		621,487.00
- Reserve Fund CFD #2 (Acct #105639-005)		100,569.24
- Reserve Fund CFD #3 (Acct #105639-006)		542,992.59
TOTAL		
	\$	5,359,781.09

TEMESCAL VALLEY WATER DISTRICT
Community Facilities District No. 4 IA1
Financing Authority
(Terramor)
10/31/2023

<u>Special Tax Fund Proceeds (Acct #133306-000)</u> Account Balance at Wilmington Trust	\$ -
<hr/>	
<u>Special Tax Fund (Acct #133306-001)</u> Account Balance at Wilmington Trust	\$ 873.47
<hr/>	
<u>Interest Acct (Acct #133306-002)</u> Account Balance at Wilmington Trust	471.49
<hr/>	
<u>BONDS PR ACCT (Acct #133306-003)</u> Account Balance at Wilmington Trust	472.75
<hr/>	
<u>Administrative Expense Fund(Acct #133306-004)</u> Account Balance at Wilmington Trust	48,493.36
<hr/>	
<u>Reserve fund Fund (Acct #133306-005)</u> Account Balance at Wilmington Trust	1,414,950.91
<hr/>	-
<u>Surplus Fund (Acct #133306-006)</u> Account Balance at Wilmington Trust	440,588.25
<hr/>	
<u>Redemption fund (Acct #133306-007)</u> Account Balance at Wilmington Trust	-
<hr/>	
<u>Construction fund (Acct #133306-008)</u> Account Balance at Wilmington Trust	0.82
<hr/>	
<u>Cost of Issuance (Acct #133306-009)</u> Account Balance at Wilmington Trust	-
<hr/>	
TOTAL	\$ 1,905,851.05

TEMESCAL VALLEY WATER DISTRICT
Community Facilities District No. 4 IA2
Financing Authority
(Terramor)
10/31/2023

<u>Special Tax Fund (Acct #151110-000)</u> Account Balance at Wilmington Trust	\$ 646.43
<hr/>	
<u>Interest Acct (Acct #151110-001)</u> Account Balance at Wilmington Trust	345.23
<hr/>	
<u>BONDS PRIN ACCT (Acct #151110-002)</u> Account Balance at Wilmington Trust	41.80
<hr/>	
<u>Redemption Acct (Acct #151110-003)</u> Account Balance at Wilmington Trust	-
<hr/>	
<u>Administrative Expense Fund(Acct #151110-004)</u> Account Balance at Wilmington Trust	-
<hr/>	
<u>Reserve fund Fund (Acct #151110-005)</u> Account Balance at Wilmington Trust	1,145,532.77
<hr/>	
<u>Surplus Fund (Acct #151110-006)</u> Account Balance at Wilmington Trust	155,741.11
<hr/>	
<u>Construction fund (Acct #151110-007)</u> Account Balance at Wilmington Trust	6,705.15
<hr/>	
<u>Cost of Issuance (Acct #151110-008)</u> Account Balance at Wilmington Trust	-
<hr/>	

TOTAL \$ 1,309,012.49

TEMESCAL VALLEY WATER DISTRICT
General Ledger
For the Period From Oct 1, 2023 to Oct 31, 2023

Filter Criteria includes: 1) IDs: Multiple IDs. Report order is by ID. Report is printed with Hide Period Subtotals on Multi-Period Report and in Detail Format.

Account ID Account Description	Date	Reference	Jrn	Trans Description	Debit Amt	Credit Amt	Balance
567500.3	10/1/23			Beginning Balance			49,107.51
EQUIPMENT REPAIRS & MAIN	10/12/2	255792	PJ	STARR DESIGN - TRK SIGN	298.31		
	10/19/2	29010	CD	JUAN TORRES - EQUIPMENT REPAIRS & MAINT.	140.00		
	10/24/2	10558	PJ	CENTER ELECTRIC SERVICES INC. - EXTRA WORK ON CENTREFUGR INDSTALL OVER P.O.	3,948.14		
	10/25/2	INV2023-67	PJ	DON PETERSON CONTRACTING, INC. - REPAIR MUD VALVES FOR SBR'S #4+5	6,578.00		
	10/26/2	268441	PJ	BAY CITY INDUSTRIAL SUPPLY - GRUNDFOS PUMPS FOR STORAGE BAGS	4,287.84		
	10/26/2	10/27/2023	PJ	HOME DEPOT CREDIT SERVICES	48.42		
	10/27/2	99562025	PJ	ADVANCED AIR & VACUUM - TROUBLESHOOT PLANT AIR COMPRESSORS ADD REFRIGERANT	1,041.31		
	10/31/2	612223/1	PJ	MCFADDEN-DALE HARDWARE CO.	312.47		
	10/31/2	54012747	PJ	DXP CORTECH - DE-RAG SBR MOTIVE PUMP #6 REMOVE SBR #7 MOTIVE PUMP- REBUILD SEAL	3,630.00		
	10/31/2	10589	PJ	CENTER ELECTRIC SERVICES INC. - TROUBLESHOOT RECLAIM PUMP # 2 PRESSURE SWITCH REPLACE FLEX+ TEST	956.72		
	10/31/2	10232023	PJ	US BANK GOVERNMENT SERVICES Change	564.00		
	10/31/2			Ending Balance	21,805.21		21,805.21
							70,912.72
567500.4	10/1/23			Beginning Balance			30,923.24
EQUIPMENT REPAIRS & MAIN	10/19/2	29010	CD	JUAN TORRES - EQUIPMENT REPAIRS & MAINT.	140.00		
	10/25/2	7/14/2023	PJ	BT PIPELINE INC. - FIX HIT FIRE HYDRANT AND B/O SPOOL, AND POUR CONCRETE PAD VONS SHOPPING CENTER	1,897.00		
	10/31/2	1427	PJ	ON POWER INDUSTRIES - RETREAT POTABLE BOOSTER STATION GENERATION	2,122.70		
	10/31/2	10232023	PJ	US BANK GOVERNMENT SERVICES Change	494.00		
	10/31/2			Ending Balance	4,653.70		4,653.70
							35,576.94
567500.5	10/1/23			Beginning Balance			19,447.13
EQUIPMENT REPAIRS & MAIN	10/26/2	612763/1	PJ	MCFADDEN-DALE HARDWARE CO.	102.50		
	10/31/2	10232023	PJ	US BANK GOVERNMENT SERVICES Change	352.45		
	10/31/2			Ending Balance	454.95		454.95
							19,902.08
567501.4	10/1/23			Beginning Balance			
WATER LINES REPAIR	10/25/2	3764	PJ	BT PIPELINE INC. - 20 " MAINLINE REPAIR ON TEMESCAL CANYON AND GLEN IVY	19,675.00		
	10/31/2			Change	19,675.00		
	10/31/2			Ending Balance			19,675.00
							19,675.00



PMIA/LAIF Performance Report as of 11/14/23



Quarterly Performance Quarter Ended 09/30/23

LAIF Apportionment Rate ⁽²⁾ :	3.59
LAIF Earnings Ratio ⁽²⁾ :	0.00009812538629360
LAIF Administrative Cost ^{(1)*} :	0.29
LAIF Fair Value Factor ⁽¹⁾ :	0.986307739
PMIA Daily ⁽¹⁾ :	3.48
PMIA Quarter to Date ⁽¹⁾ :	3.42
PMIA Average Life ⁽¹⁾ :	256

PMIA Average Monthly Effective Yields⁽¹⁾

October	3.670
September	3.534
August	3.434
July	3.305**
June	3.167
May	2.993

Pooled Money Investment Account Monthly Portfolio Composition ⁽¹⁾ 10/31/23 \$165.7 billion

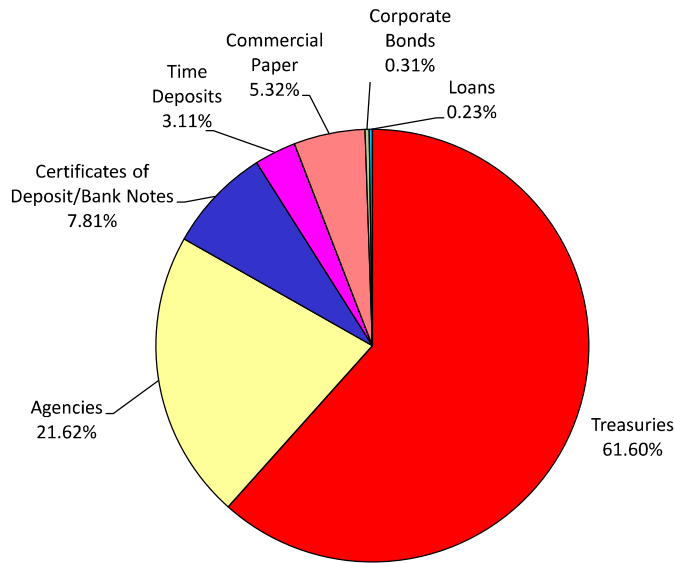


Chart does not include \$2,300,000.00 in mortgages, which equates to 0.001%. Percentages may not total 100% due to rounding.

Daily rates are now available here. [View PMIA Daily Rates](#)

Notes: The apportionment rate includes interest earned on the CalPERS Supplemental Pension Payment pursuant to Government Code 20825 (c)(1) and interest earned on the Wildfire Fund loan pursuant to Public Utility Code 3288 (a).

*The percentage of administrative cost equals the total administrative cost divided by the quarterly interest earnings. The law provides that administrative costs are not to exceed 5% of quarterly EARNINGS of the fund. However, if the 13-week Daily Treasury Bill Rate on the last day of the fiscal year is below 1%, then administrative costs shall not exceed 8% of quarterly EARNINGS of the fund for the subsequent fiscal year.

** Revised

Source:

⁽¹⁾ State of California, Office of the Treasurer

⁽²⁾ State of California, Office of the Controller

Temescal Valley Water District
Capital Projects-Budget 2023-2024
Yearly Miscellaneous and Multi - Year

Not Started
In Process
In Construction
Completed or \$ committed

Capital Projects FY 2023/2024 Maintenance/ General Projects	CIP #	Eng #1401.*	Total Cost	Source of Funding			Previous YR	October 31, 2023 YEAR TO DATE			Total YTD	Variance	Completed Projects Funding Balance
				Sewer Fund	Water Fund	Recycled Fund		Sewer Fund	Water Fund	Recycled Fund			
				Secondary FEB Pump Replacement	G-5-2021	N/A		\$ 120,000	\$ 72,000	\$ -			
GIS Mapping - Water, Sewer, RW pipelines and facilities	G-7-2021	1904/1905	\$ 50,160	\$ 20,064	\$ 17,556	\$ 12,540	\$ 6,700	\$ 16,619	\$ 16,619	\$ 33,238	\$ 10,222	Finalizing Plan attachment	
Dive and Inspect all Potable Tanks	General	N/A	\$ 25,000	\$ -	\$ 20,000	\$ 5,000	\$ 17,120	\$ -	\$ -	\$ -	\$ 7,880	\$ 7,880	Complete
Confined Space and Safety Equipment	General	N/A	\$ 12,000	\$ 4,000	\$ 4,000	\$ -	\$ -	\$ -	\$ -	\$ -	\$ 12,000	\$ -	
Groundwater Sustainability JPA	General	N/A	\$ 135,000	\$ -	\$ 135,000	\$ -	\$ -	\$ -	\$ -	\$ -	\$ 135,000	\$ 135,000	Budget Number
SUBTOTAL			\$ 342,160	\$ 96,064	\$ 176,556	\$ 69,540	\$ 23,820	\$ 16,619	\$ 16,619	\$ 33,238	\$ 285,102	\$ 142,880	

Multiple Fiscal Year Projects	CIP #	Eng #1401.*	Total Cost	Source of Funding			Previous YR	YEAR TO DATE			Total YTD	Variance		
				Sewer Fund	Water Fund	Recycled Fund		Sewer Fund	Water Fund	Recycled Fund				
				Secondary EQ Bypass Construction	S-2023-01	N/A		\$ 55,000	\$ 55,000	\$ -				\$ -
Secondary EQ Bypass Design	S-2023-01	2305	\$ 5,000	\$ 5,000	\$ -	\$ -	\$ -	\$ -	\$ -	\$ 5,000	\$ -			
Primary EQ Pump Crane Construction	S-2023-02	N/A	\$ 63,000	\$ 63,000	\$ -	\$ -	\$ -	\$ -	\$ -	\$ 63,000	\$ -	In Design		
Primary EQ Pump Crane Design	S-2023-02	2307	\$ 7,000	\$ -	\$ -	\$ -	\$ -	\$ -	\$ -	\$ 7,000	\$ -			
Manhole Rehab	S-2023-03	2009	\$ 526,663	\$ 526,663	\$ -	\$ -	\$ -	\$ -	\$ -	\$ 526,663	\$ -	Finalizing new work product		
Rehab Well 1A	NP-2023-03	N/A	\$ 127,000	\$ -	\$ 127,000	\$ -	\$ -	\$ 19,182	\$ 19,182	\$ 107,818	\$ 19,182	Pricing complete - January 2024		
Perk Ponds Expansion and Maintenance	S-2023-04	N/A	\$ 73,000	\$ 73,000	\$ -	\$ -	\$ -	\$ 79,720	\$ 79,720	\$ (6,720)	\$ (6,720)	Completed 11-2-2023		
Recycled and Non-potable Pipeline extensions Design	NP-2023-01	2303	\$ 125,000	\$ -	\$ -	\$ 125,000	\$ -	\$ -	\$ -	\$ 125,000	\$ -			
Recycled and Non-potable Pipeline extensions	NP-2023-01	N/A	\$ 875,000	\$ -	\$ -	\$ 875,000	\$ -	\$ -	\$ -	\$ 875,000	\$ -			
Parking Structure Shades	G-3-2021	N/A	\$ 100,000	\$ 40,000	\$ 35,000	\$ 25,000	\$ -	\$ -	\$ -	\$ 100,000	\$ -			
Convert to Recycled	General	N/A	\$ 135,000	\$ -	\$ 75,000	\$ 60,000	\$ 62,564	\$ -	\$ -	\$ 72,436	\$ -	In construction		
New Non-potable Supply Well	NP-2023-02	N/A	\$ 305,000	\$ -	\$ -	\$ 305,000	\$ -	\$ -	\$ -	\$ 305,000	\$ -	Site acquisition / design stage		
Potable Water from Coldwater Basin	P-2023-01	N/A	\$ 1,800,000	\$ -	\$ 1,800,000	\$ -	\$ -	\$ -	\$ -	\$ 1,800,000	\$ -	In discussions with City of Corona		
Potable Reservoir Construction	W-2023-02	2304	\$ 5,885,518	\$ -	\$ -	\$ -	\$ -	\$ 53,323	\$ 53,323	\$ 5,832,195	\$ -	Construction starts mid November 2023		
Automatic Meter Read System	W-1-2021	N/A	\$ 3,050,000	\$ -	\$ 3,050,000	\$ -	\$ -	\$ -	\$ -	\$ 3,050,000	\$ -	Review and RFP to be completed in November 2023		
Sludge Processing Design Report	S-1-2012 A	2208	\$ 80,000	\$ 80,000	\$ -	\$ -	\$ 27,506	\$ 27,986	\$ 27,986	\$ 24,508	\$ -	Completed report 10-26-23		
Sludge Processing Facility with Odor Control	S-1-2021 B	N/A	\$ 3,215,000	\$ -	\$ -	\$ -	\$ -	\$ -	\$ -	\$ 3,215,000	\$ -			
Property Purchase and Relocation of Emergency Pump	W-2-2021	N/A	\$ 587,000	\$ -	\$ 587,000	\$ -	\$ -	\$ -	\$ -	\$ 587,000	\$ -	Reviewing 4 sites		
Reservoir Management System - Terramor Reservoir	W-3-2021	2007	\$ 148,900	\$ -	\$ 102,000	\$ -	\$ -	\$ -	\$ -	\$ 148,900	\$ -	Purchased Trailer 11-14-2023		
Recycled water conversion-approved fy 22-23(WEKA)	NP-2018	2306	\$ 820,000	\$ -	\$ -	\$ 820,000	\$ -	\$ -	\$ 343,185	\$ 343,185	\$ 476,815	In construction - completion by 11-30-23		
SUBTOTAL			\$ 17,983,081	\$ 4,057,663	\$ 5,649,000	\$ 2,337,000	\$ 90,070	\$ 107,706	\$ 53,323	\$ 362,367	\$ 523,396	\$ 17,369,615	\$ (6,720)	
TOTAL			\$ 18,325,241	\$ 4,153,727	\$ 5,825,556	\$ 2,406,540	\$ 113,890	\$ 124,325	\$ 69,942	\$ 362,367	\$ 556,634	\$ 17,654,717	\$ 136,160	



Temescal Valley Water District - Account #10474

MONTHLY ACCOUNT STATEMENT

OCTOBER 1, 2023 THROUGH OCTOBER 31, 2023

Chandler Team:

For questions about your account, please call (800) 317-4747,
or contact operations@chandlerasset.com

Custodian

US Bank
Alexander Bazan
(503) 402-5305

CHANDLER ASSET MANAGEMENT
chandlerasset.com

Information contained herein is confidential. We urge you to compare this statement to the one you receive from your qualified custodian. Please see Important Disclosures.



PORTFOLIO CHARACTERISTICS

Average Modified Duration	1.66
Average Coupon	2.98%
Average Purchase YTM	3.54%
Average Market YTM	5.30%
Average S&P/Moody Rating	AA+/Aa1
Average Final Maturity	1.82 yrs
Average Life	1.76 yrs

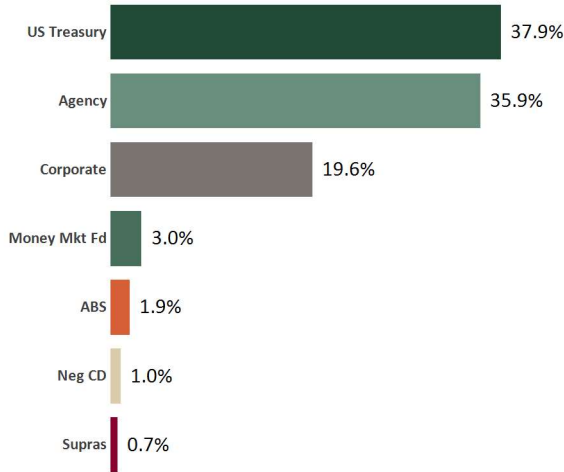
ACCOUNT SUMMARY

	Beg. Values as of 9/30/23	End Values as of 10/31/23
Market Value	23,902,843	23,941,882
Accrued Interest	115,653	137,523
Total Market Value	24,018,495	24,079,406
Income Earned	72,196	72,036
Cont/WD		-199
Par	24,783,058	24,812,904
Book Value	24,432,284	24,482,250
Cost Value	24,329,987	24,371,808

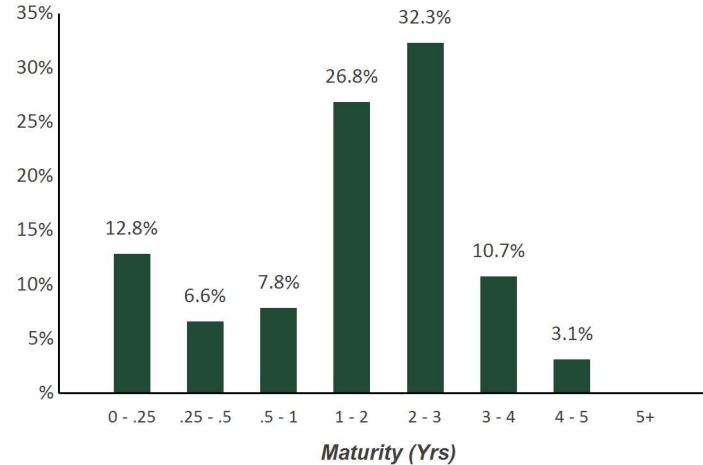
TOP ISSUERS

Government of United States	37.9%
Federal Home Loan Bank	18.2%
Federal Farm Credit Bank	12.6%
First American Govt Oblig Fund	3.0%
Federal National Mortgage Assoc	2.6%
Federal Home Loan Mortgage Corp	2.5%
Toyota Motor Corp	1.3%
Paccar Financial	1.2%
Total	79.3%

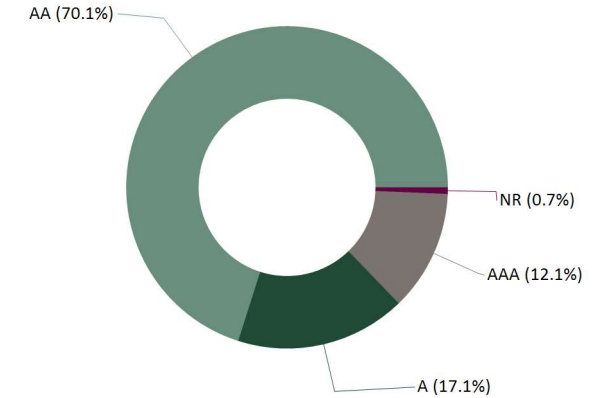
SECTOR ALLOCATION



MATURITY DISTRIBUTION



CREDIT QUALITY (S&P)



PERFORMANCE REVIEW

TOTAL RATE OF RETURN	1M	3M	YTD	1YR	Annualized				
					2YRS	3YRS	5YRS	10YRS	6/30/2016
Temescal Valley Water District	0.25%	0.55%	1.97%	2.96%	-0.65%	-0.48%	1.30%	N/A	1.03%
ICE BofA 1-3 Yr US Treasury & Agency Index	0.34%	0.73%	2.09%	2.94%	-0.94%	-0.70%	1.10%	N/A	0.80%

MEMORANDUM

DATE: November 21, 2023

TO: Board of Directors
Temescal Valley Water District

FROM: General Manager

SUBJECT: 2024 Rate Adjustments per 2022 Rate Study and Five Year Rate adoption

BACKGROUND

Per the recommendations of the 2022 IB Consultants Water, Wastewater and Recycled Water Financial Plan and Rate Study, the District held a Public Hearing on January 24, 2023, and subsequently adopted a five-year rate adjustment plan. This plan includes provision for the adjustment of Potable Water and Recycled/Non-potable Water Fixed Meter Charges, WMWD Readiness to Serve (RTS) charges, WMWD Capacity Charges, Potable Water and Recycled/Non-Potable Water Commodity Charges and Pumping Charges. The five-year schedule of charges was detailed in the attached Notice sent to all District customers.

On November 15, 2023 the Finance Committee met with IB Consulting to discuss the 2023 interactive and updated financial plan and review if the District is meeting the financial goals of our five-year plan. The previously adopted and noticed, five-year rate adjustment, was reviewed at that time and recommendations were discussed for Board adoption.

A presentation will be made at the Board Meeting

RECOMMENDATION

Motion from the Board on the previously noticed rates and recommendation and approval of the new pass-through costs. Direct the General Manager to send a notice to customers on the pass through charges of the new rates on January 1, 2024.

Respectfully submitted,

Jeff Pape
General Manager



NOTICE OF PUBLIC HEARING

Proposed Changes to Water, Recycled, and Wastewater Rates

Tuesday, January 24, 2023 at 8:30 a.m.


District Boardroom

22646 Temescal Canyon Road,

Temescal Valley, CA 92883

The Temescal Valley Water District (TVWD) Board of Directors will conduct a public hearing at the date, time and location specified above to consider a proposed five-year schedule of water, recycled, and wastewater rate adjustments. If approved, the proposed adjustments will be effective February 1, 2023, and each January 1 thereafter, through and including January 1, 2027. All members of the public are invited to attend the public hearing. Additionally, under California state law, all property owners and customers of record may submit a written protest to the proposed rate changes. Only one protest per parcel is permitted. Please refer to the "How Can I Participate?" section of this document for instructions on submitting a formal written protest against the proposed action. All written protests will be verified. You may also attend the public hearing at the date and time specified above.

Customer Service : (951) 277-1414
Monday-Thursday, 7:30 a.m. - 5:00 p.m.
Friday 7:30 a.m. - 4:00 p.m.
<https://www.TemescalVWD.com>



Temescal Valley Water District

At a Glance

TVWD services an area of 6,755 acres providing water, recycled water, and wastewater services to residents in the Temescal Valley.

We purchase water from Western Municipal Water District (WMWD) who in turn purchases a majority of its water from Metropolitan Water District of Southern California (MWD). MWD imports water from the Colorado River Aqueduct and Northern California via the State Water Project. Water travels hundreds of miles to reach the District.



7 Groundwater Wells




4 Sewer Lift Stations &

7 Potable Water Boosters



6 Potable Storage Reservoirs

4 Recycled Storage Reservoirs



2.25 MGD

(Million Gallons per Day) of
Sewer Treatment Capacity



7,200 + Connections



Why are rate changes necessary?

A study conducted by an independent rate consultant determined the cost of providing water, recycled water, and the collection and treatment of wastewater and the revenue required to maintain current service levels. The cost-of-service analysis identified these factors that necessitate the proposed rates and charges:



Rising Costs— The costs of operating the water, recycled and wastewater systems have increased. TVWD is spending more for purchased water, electricity, treatment chemicals, technology, and equipment to meet state water quality regulations. TVWD spends over \$4.8M annually to bring water to the District and over \$2M annually to treat wastewater. These costs continue to increase.



Capital Projects— Upcoming capital projects required over the next five years include a potable water reservoir (\$6.7M), installation of Advanced Meter Reading (\$3M), construction of a sludge processing and odor control facility (\$3.2M), and expansion and storage for the recycled system (\$2.7M). These projects are needed in order to provide safe and reliable services to homes & businesses on demand, 24 hours a day, 7 days a week.



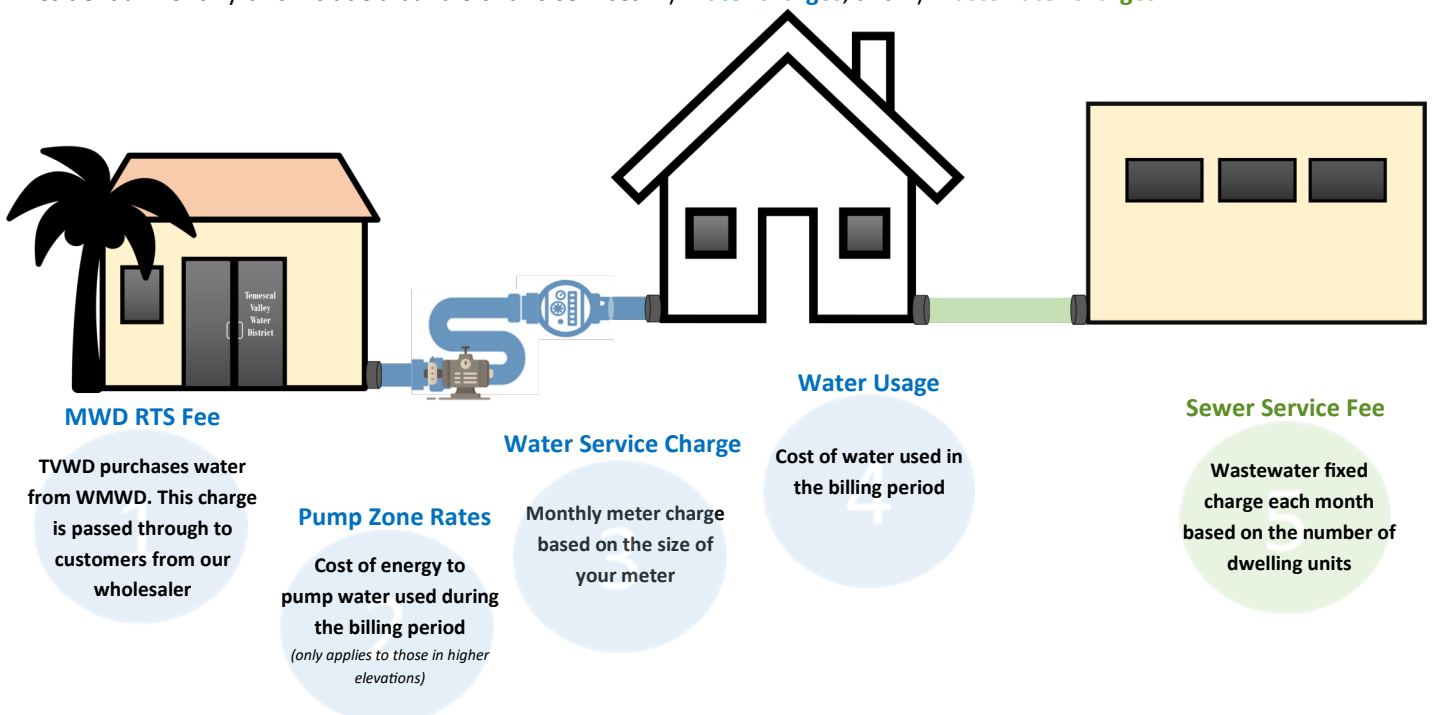
Financial Stability— Without adequate rate adjustments, the revenue generated by water, recycled, and wastewater charges will draw down reserves. The proposed rates would allow TVWD to fully fund operating expenses, continue to fund necessary capital projects on a pay-as-you-go basis (without issuing costly debt), and maintain healthy reserves.

Did you know?

As a public utility, TVWD cannot profit from what it charges to provide water, recycled water, or wastewater services and will only charge the actual cost of the services provided.

What makes up a typical Residential Bill?

Residential monthly bills include a bundle of two services: 1) **Water charges**, and 2) **Wastewater charges**.



Proposed Rates

Water Fixed Charges

Fixed Charges

Monthly charges imposed on all customers based on the size of the meter serving the property.

Proposed Fixed Service Charges (\$/month)

All water customers (residential, non-residential, irrigation, and recycled/non-potable) are charged a monthly fixed service charge. The monthly fixed service charge covers the costs that do not change based on the amount of water used, such as meter reading, billings, customer service, water facility repairs and maintenance, and other system costs. In addition, the MWD Capacity and Mills Gravity Line fixed costs from WMWD have been included in the charges shown below. **Any future increases from WMWD will be in addition to what is shown below.**

Meter Size	Current Charge	February 1, 2023	January 1, 2024	January 1, 2025	January 1, 2026	January 1, 2027
Residential (<= 1")	\$23.50	\$24.06	\$24.79	\$25.54	\$26.31	\$27.10
5/8"	23.50	24.06	24.79	25.54	26.31	27.10
3/4"	31.60	32.74	33.73	34.75	35.80	36.88
1"	47.76	50.10	51.61	53.16	54.76	56.41
1 1/2"	88.18	93.50	96.31	99.20	102.18	105.25
2"	136.69	145.58	149.95	154.45	159.09	163.87
3"	290.32	310.50	319.82	329.42	339.31	349.49
4"	516.71	553.54	570.15	587.26	604.88	623.03
6"	1,058.41	1,135.10	1,169.16	1,204.24	1,240.37	1,277.59
8"	2,271.22	2,437.10	2,510.22	2,585.53	2,663.10	2,743.00

Proposed Readiness-to-Serve Charge (\$/month)

Potable water customers (residential, non-residential, and irrigation) are also charged a monthly fixed **readiness-to-serve (RTS)** charge. This charge is a direct pass-through from WMWD (**future increases will be passed through to customers when known**).

The current RTS charge is \$1.73

Proposed February 1, 2023 Readiness-to-serve pass-through charge for all meter sizes =

\$2.14 per month

Variable Rates

Volumetric rate determined by the amount of water delivered to each parcel, measured in hundred cubic feet (ccf). **One ccf equals 748 gallons.**

Proposed Rates

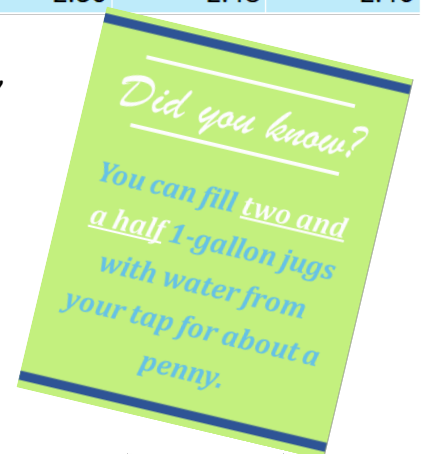
Variable Water Rates

Proposed Water Usage Rates (\$/ccf)

The water usage (variable) rates cover expenses such as variable purchased water costs, delivery costs, and other operating and maintenance costs that connect directly to the amount of water used. The existing variable purchased water costs from WMWD have been included in the rates shown below. **Any future increases from WMWD will be in addition to what is shown below.**

Customer Class	Tier Width	Current Rate	February 1, 2023	January 1, 2024	January 1, 2025	January 1, 2026	January 1, 2027
Residential							
Tier 1	(0-7 ccf)	\$2.97	\$3.05	\$3.14	\$3.24	\$3.33	\$3.43
Tier 2	(8-23 ccf)	3.31	3.46	3.56	3.67	3.78	3.89
Tier 3	(above 23 ccf)	3.61	3.79	3.90	4.02	4.14	4.27
Non-Residential	(uniform)	3.21	3.30	3.40	3.50	3.61	3.71
Irrigation	(uniform)	3.36	3.49	3.59	3.70	3.81	3.93
Recycled/Non-Potable	(uniform)	2.55	2.53	2.51	2.50	2.48	2.46

The cost-of-service study adjusted the tier 2 width by 5 units (or ccf) of water, reflecting current customer usage patterns. Tier 2 covers usage up to 23 ccf (average Residential summer usage). **This adjustment means Customers will receive more water in Tier 2 before reaching the final Tier 3 rate.**



Proposed Pumping Zone Rates (\$/ccf)

The pumping rates are directly related to the energy cost of pumping water to the higher elevations and the amount of water a property consumes.

Pumping Zones	Description	Current Rate	February 1, 2023	January 1, 2024	January 1, 2025	January 1, 2026	January 1, 2027
Zone A	Base Elevation	\$0.00	\$0.00	\$0.00	\$0.00	\$0.00	\$0.00
Zone B	Mid Trilogy, MR	0.21	0.21	0.22	0.22	0.23	0.24
Zone C	SYC/Terramor	0.22	0.23	0.24	0.24	0.25	0.26
Zone D	Upper Trilogy, MR	0.29	0.27	0.28	0.29	0.30	0.30
Zone E	Upper Retreat	0.34	0.32	0.33	0.34	0.35	0.36

Proposed Rates

Wastewater Charges

Equivalent Dwelling Unit

Equivalent dwelling units are assigned when parcels develop based on the type of use and are adjusted as land use changes.

The proposed wastewater rates are designed to recover the costs of operating and maintaining the collection system and treatment facilities. The wastewater rate structure includes two types of charges: fixed (monthly sewer service charge) and variable (flow rates).

Residential customers are charged a fixed charge based on the number of dwelling units on the property. Residential flows are fairly constant throughout the year; therefore, the residential fixed monthly service charge incorporates both the fixed component and a flat flow component.

Non-Residential customers will be charged a fixed charge based on the number of equivalent dwelling units (EDUs). Non-Residential accounts were assigned EDUs by the District as part of their development plans and paid capacity fees based on the assigned EDUs. The proposed rates continue the use of these assigned EDUs to maintain parity with Residential customers. Non-Residential flows can vary substantially from month to month and between accounts based on the different types of commercial use. Therefore, the flow component has been structured as a variable rate and is charged against each ccf of water usage.

Proposed Monthly Sewer Service Charge (\$/EDU)

Customer Class	Current Charge	February 1, 2023	January 1, 2024	January 1, 2025	January 1, 2026	January 1, 2027
Residential	\$39.72	\$41.57	\$42.82	\$44.11	\$45.44	\$46.81
Non-Residential	39.72	21.15	21.79	22.45	23.13	23.83

Non-Residential customers were allocated their proportionate share of flow and treatment costs based on their projected influent treated at the plant. To derive the variable rate, the total amount of variable costs allocated to Non-Residential is then recovered over all water usage.

Proposed Flow Rates (\$/ccf)







Customer Class	Current Charge	February 1, 2023	January 1, 2024	January 1, 2025	January 1, 2026	January 1, 2027
Residential	N/A	*	*	*	*	*
Non-Residential	N/A	\$2.83	\$2.92	\$3.01	\$3.11	\$3.21

* The flow component for Residential is captured within their Monthly Sewer Service Charge and was based on approximately 6.5 ccf of flow.

How will the new changes impact you?

Below is an example showing how the proposed rates, as set forth in this notice, may affect an average residential bill. The Residential customer has a 5/8" Water Meter in Pumping Zone C, used 23 ccf in August, and also receives sewer service.

Residential Proposed Charges & Rates
(effective February 1, 2023)

-  Meter Charge + RTS (\$/month) = \$24.06 + \$2.14
- +
-  Tier 1 Usage Rate (\$/ccf) = \$3.05 (0-7 ccf)
- +
-  Tier 2 Usage Rate (\$/ccf) = \$3.46 (8-23 ccf)
- +
-  Tier 3 Usage Rate (\$/ccf) = \$3.79 (above 23 ccf)
- +
-  Pumping Rate (\$/ccf) = \$0.23 (all pumped usage)
- +
-  Sewer Charge (\$/month) = \$41.57

Residential Monthly Bill Comparison

Charge or Rate Type	Current Bill			Proposed Bill		
Water Charges	Usage (ccf)	Rate	Total	Usage (ccf)	Rate	Total
Fixed Service Charge			\$23.50			\$24.06
RTS Charge			\$1.73			\$2.14
Tier 1	7	\$2.97	\$20.79	7	\$3.05	\$21.35
Tier 2	11	\$3.31	\$36.41	16	\$3.46	\$55.36
Tier 3	5	\$3.61	\$18.05	-	\$3.79	\$0.00
Pumping Zone	23	\$0.22	\$5.06	23	\$0.23	\$5.29
Total Water Charges			\$105.54			\$108.20
Sewer Service Charge			\$39.72			\$41.57
Estimated Total Bill			\$145.26			\$149.77

We Value Your Input

How can I participate?



TVWD welcomes your participation and input throughout the process as the Board of Directors considers the changes explained in this notice. If you have any questions or comments about the proposed adjustments you may participate in the following ways:



Call, Visit, or Log-On. The cost-of-service study and more information on the proposed changes are available for review on our website: <https://www.TemescalVWD.com>, or by calling (951) 277-1414



Write. We encourage you to reach out with any questions. Should you wish to protest the proposed changes, owners of real property who will be affected by the proposed rate changes, as well as tenants who will be directly responsible for payment, may file a written protest against the proposed rate adjustment; however, only one written protest per parcel shall be counted in calculating a majority protest. Written protests will be treated as public records once opened. Written protests may be mailed or placed in our **dropbox at 22646 Temescal Canyon Road, Temescal Valley, CA 92883**, Attn: Board Secretary. Protests must specify the rate being protested and must include: **your name, parcel number and/or service address, and your signature**. Email protests will not be included in the formal tally. All written protests must be received prior to the close of the public input portion of the public hearing in order to be considered by the Board of Directors.



Attend the Public Hearing. Members of the public are welcome to attend the public hearing regarding the proposed rate changes. The public hearing will take place on January 24, 2023 at 8:30 a.m. At the public hearing, all members of the public will have an opportunity to speak and give testimony regarding the proposed rate adjustments; however, only written protests count towards a majority protest.

Pass-Through Provision

(Government Code - Section 53756)

If adopted, the proposed rates may also increase annually by an amount equal to 1) any incremental increase in the cost of energy
2) any increases for the cost of purchased water.

The pass-throughs may be automatically implemented without further published notice, provided that 1) any increase in rates shall not exceed the costs of providing water service, and 2) TVWD shall provide all customers a minimum 30-day written notice prior to implementing pass-through adjustments.

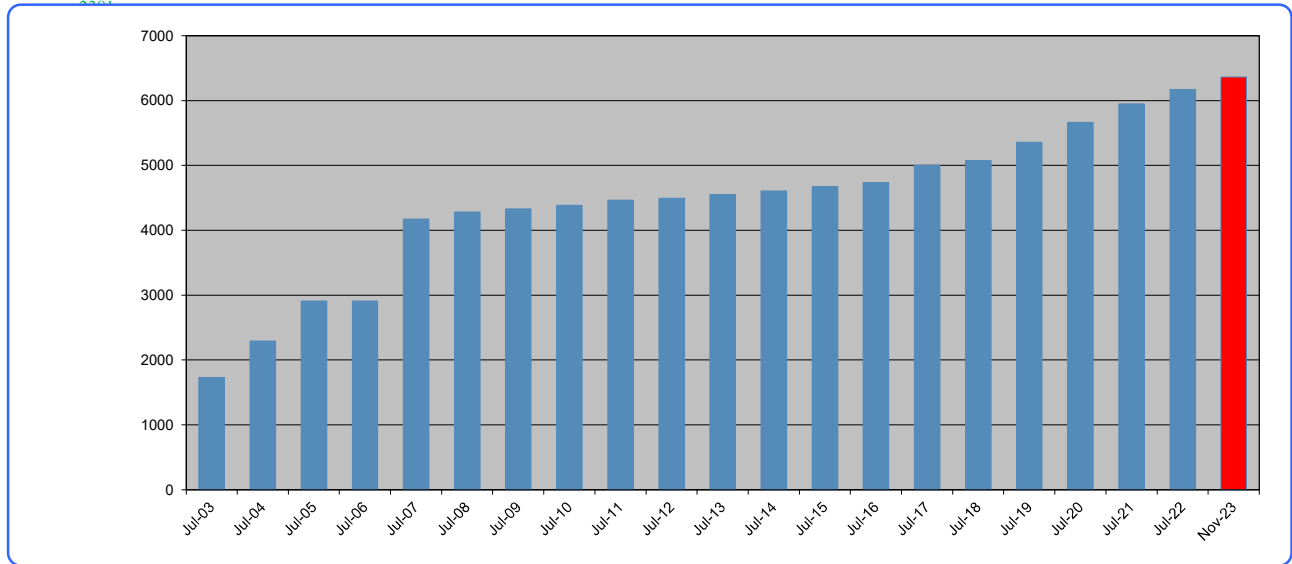
Public Hearing Process

At the time of the public hearing, the Board of Directors will hear and consider all written protests and public comments. After the public hearing, if a majority protest does not exist, the Board may adopt the proposed charges. If adopted, the new rates will be effective February 1, 2023, and January 1 each year thereafter.

TEMESCAL VALLEY WATER DISTRICT CUSTOMER COUNT PER YEAR(RESIDENTIAL)

(Excludes SID#1 and SID#2 sewer customers)

DATE	Jul-03	Jul-04	Jul-05	Jul-06	Jul-07	Jul-08	Jul-09	Jul-10	Jul-11	Jul-12	Jul-13	Jul-14	Jul-15	Jul-16	Jul-17	Jul-18	Jul-19	Jul-20	Jul-21	Jul-22	Nov-23
CUSTOMERS	1729	2295	2910	2910	4173	4279	4332	4386	4463	4492	4547	4605	4670	4736	5000	5076	5358	5662	5948	6173	6363



RESIDENTIAL	Total Homes	Completed Homes	
Wildrose Ranch	1043	1043	100%
Trilogy at Glen Ivy	1317	1317	100%
Painted Hills	204	204	100%
Canyon Oaks	26	26	100%
Montecito Ranch	306	306	100%
Sycamore Creek	1735	1735	100%
The Retreat	525	525	100%
Terramor	1487	1138	77% 15 MODELS
Harmony Grove	50	50	100%
Highlands #37155	79	0	0%
Serrano-Taylor Morris	80	19	24%
	6852	6363	93%

TOTAL CUSTOMER COUNT REPORT
October 31, 2023

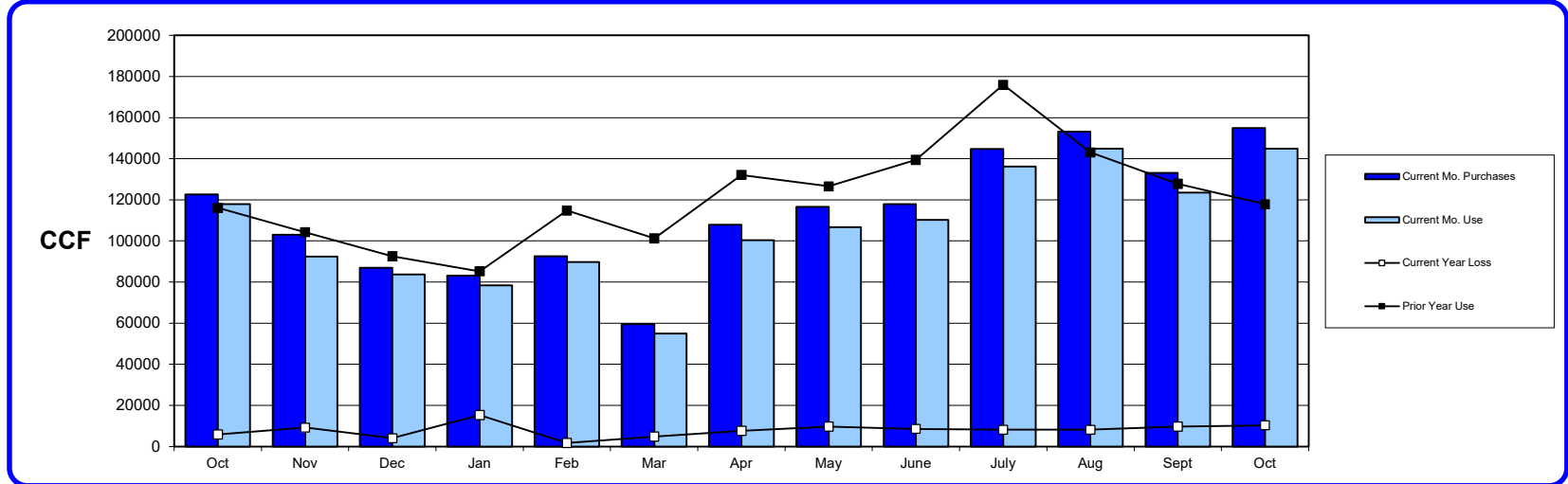
	Water & Sewer	Water Only	Sewer Only	Count
New homes added 19 Accts closed/transf 40 Empty Homes 0			Butterfield (305) Calif. Meadows (345)	
Residential	6377	2	650	7029
Commercial	95	0	2	97
Commercial-fireheld inactive	41			41
Public Govt	4	1	0	5
Irrigation-Industrial	0	64	0	64
Non-Potable Water other	0	164	0	164
Construction-Bulk Sales	0	7	0	7
Total Active Customers	6476	238	652	7407

DELINQUENT REPORT

Meters Read - Customers Billed	6714	
Received Delinquent Notice on current bill	469	
Turned Off for lack of payment	4	0.06%
Customers turned back on, amount paid	4	0.06%

WATER USAGE REPORT FOR THIRTEEN MONTHS

	Oct	Nov	Dec	Jan	Feb	Mar	Apr	May	June	July	Aug	Sept	Oct	TOTAL
Beg Water Levels	13570	12382	13811	13005	12295	13482	13208	12935	13103	12219	12753	12857	12822	
Ending Water Levels	12382	13811	13005	12295	13482	13208	12935	13103	12219	12753	12857	12822	12494	
Cur Yearly Purchases	122599	102998	86901	83066	92611	59585	107860	116585	117904	144841	153211	133178	154879	1476218
Cur Yr Monthly Use	117899	92414	83718	78318	89669	54981	100480	106763	110202	136178	144915	123547	144896	1383980
Prior Yr Monthly Use	116129	104291	92551	85242	114797	101282	132069	126528	139475	175991	143103	127809	117899	1577166



KEY

2021-2022
2022-2023
2023-2024

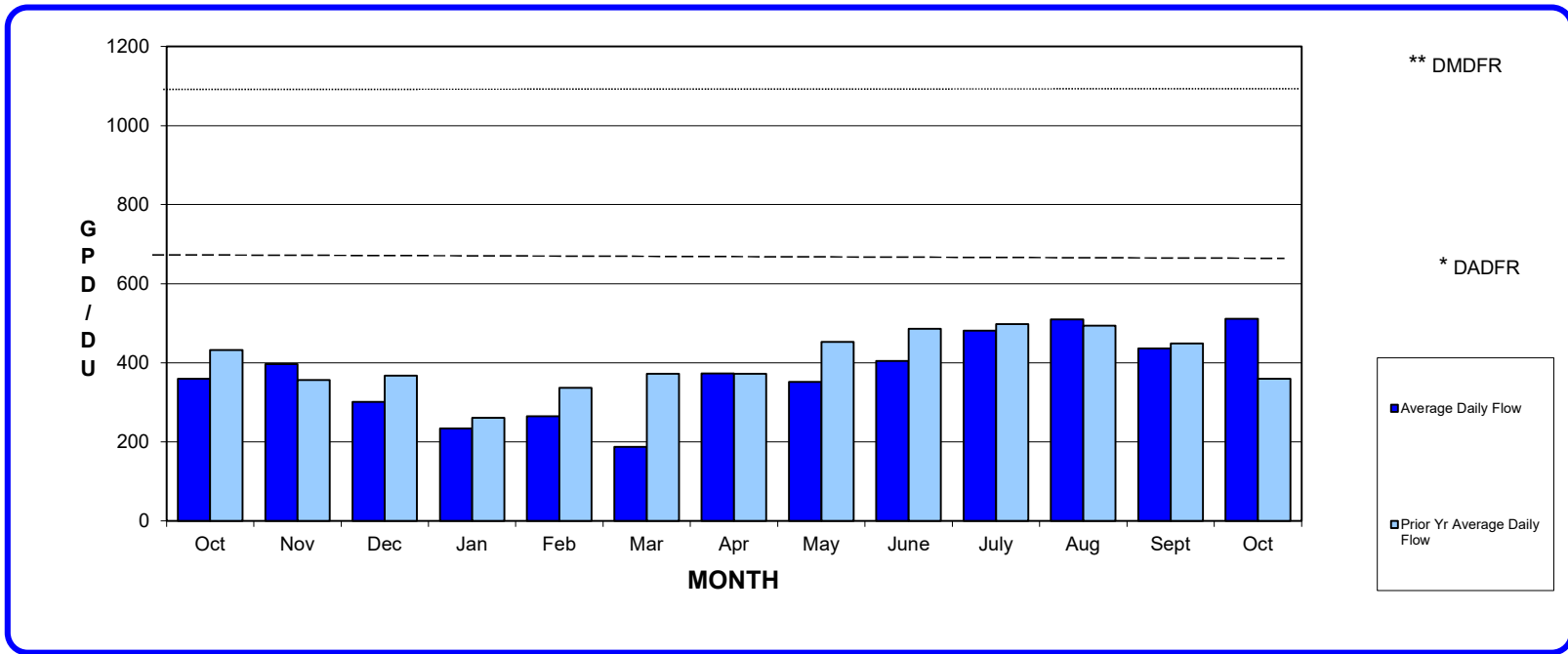
SUMMARY

Beginning Water in System	13570 CCF
Water Purchased in last 13 months	1476218 CCF
Water Used in last 13 months	1383980 CCF
Water Remaining in System	12494 CCF
(Loss)/Gain over last 13 months	(93314) CCF

-6.32%

RESIDENTIAL WATER USAGE AVERAGE DAILY FLOW

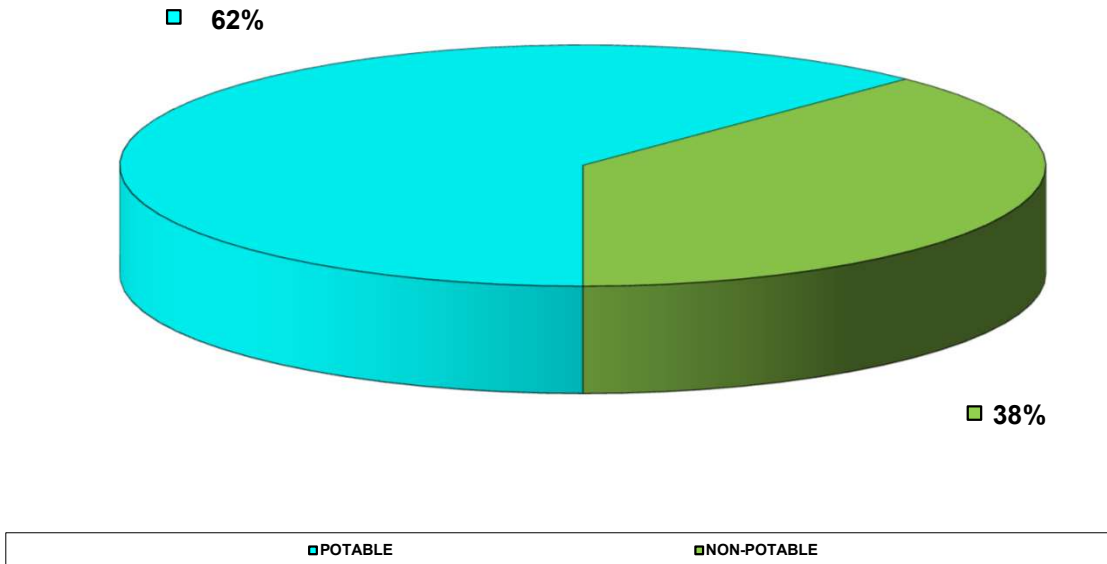
	Oct	Nov	Dec	Jan	Feb	Mar	Apr	May	June	July	Aug	Sept	Oct	YEARLY AVERAGE
Average Daily Flow	359	397	301	234	265	188	373	352	405	482	510	436	511	371
Prior Yr Average Daily Flow	432	357	368	261	337	373	373	453	487	498	495	450	359	401



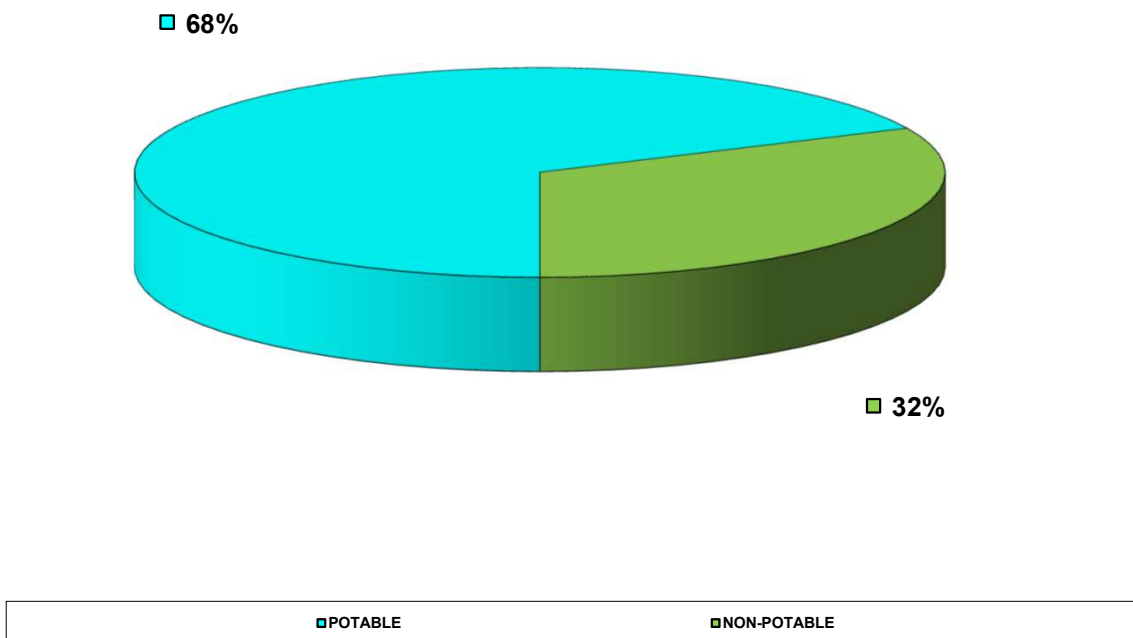
Key
2021-2022
2022-2023
2023-2024

- * DESIGN AVERAGE DAILY FLOW RATE IN GPD (650)
- ** DESIGN MAXIMUM DAILY FLOW RATE IN GPD (1140)

**Temescal Valley Water District
Volume of Water Sold
For Four Month Ending October 31, 2023
F/Y 2023-2024**

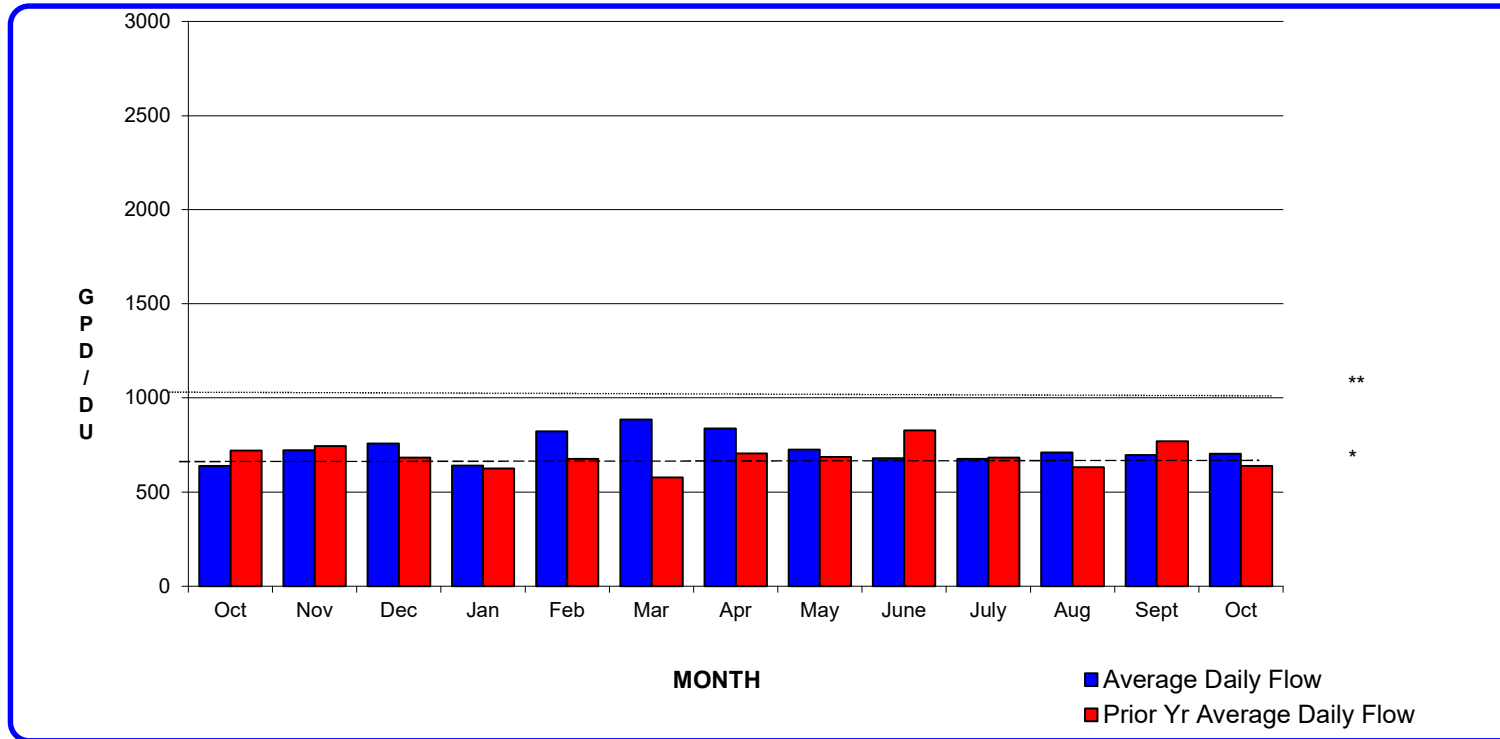


**Temescal Valley Water District
Water Volume Sold
For F/Y 2022-2023
Twelve Months**



COMMERCIAL WATER USAGE AVERAGE DAILY FLOW

	Oct	Nov	Dec	Jan	Feb	Mar	Apr	May	June	July	Aug	Sept	Oct	YEARLY AVERAGE
Average Daily Flow	639	723	757	640	823	885	839	726	679	677	711	696	704	738
Prior Yr Average Daily Flow	721	744	684	625	675	577	704	688	827	683	632	771	639	687

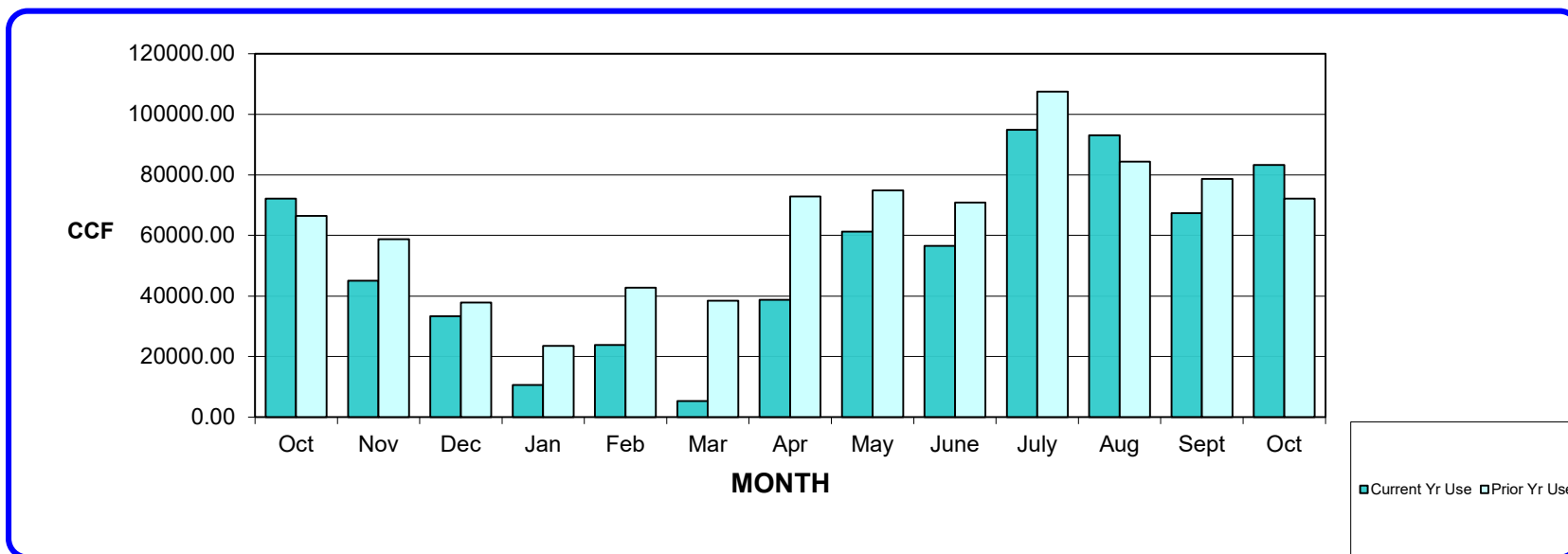


Key
2021-2022
2022-2023
2023-2024

- * DESIGN AVERAGE DAILY FLOW RATE IN GPD (650)
- ** DESIGN MAXIMUM DAILY FLOW RATE IN GPD (1140)

RECYCLED AND NON-POTABLE WELL WATER MONTHLY FLOW (ccf)

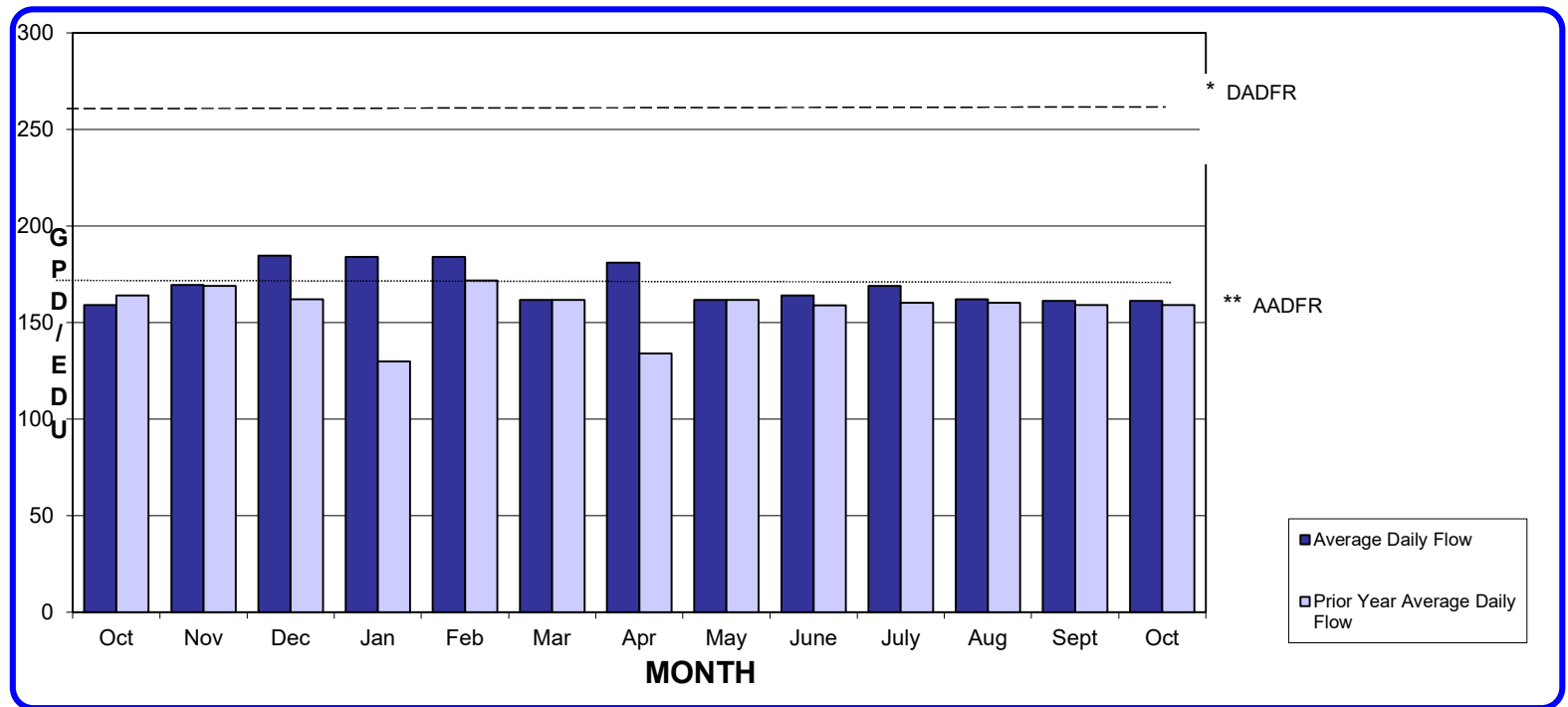
	Oct	Nov	Dec	Jan	Feb	Mar	Apr	May	June	July	Aug	Sept	Oct
Current Yr Use	72199.40	45087.97	33349.86	10641.96	23851.67	5289.99	38690.00	61224.44	56587.53	94916.80	93141.21	67397.96	83321.95
Prior Yr Use	66474.53	58720.00	37812.00	23570.72	42797.73	38517.00	72833.55	74866.40	70903.37	107422.03	84406.00	78606.00	72199.40
Revenue	\$204,324	\$127,598	\$94,380	\$21,670	\$82,424	\$ 42,735	\$122,606	\$199,590	\$184,621	\$257,748	\$282,964	\$204,890	\$238,563



Key
 2021-2022
 2022-2023
 2023-2024

RESIDENTIAL & COMMERCIAL SEWER USAGE AVERAGE DAILY FLOW (GALLONS per DAY per DWELLING UNIT)

	Oct	Nov	Dec	Jan	Feb	Mar	Apr	May	June	July	Aug	Sept	Oct	12-Month Average
Average Daily Flow	159	169	185	184	184	162	181	162	164	169	162	161	161	184
Prior Year Average Daily Flow	164	169	162	130	172	162	134	162	159	160	160	159	159	157



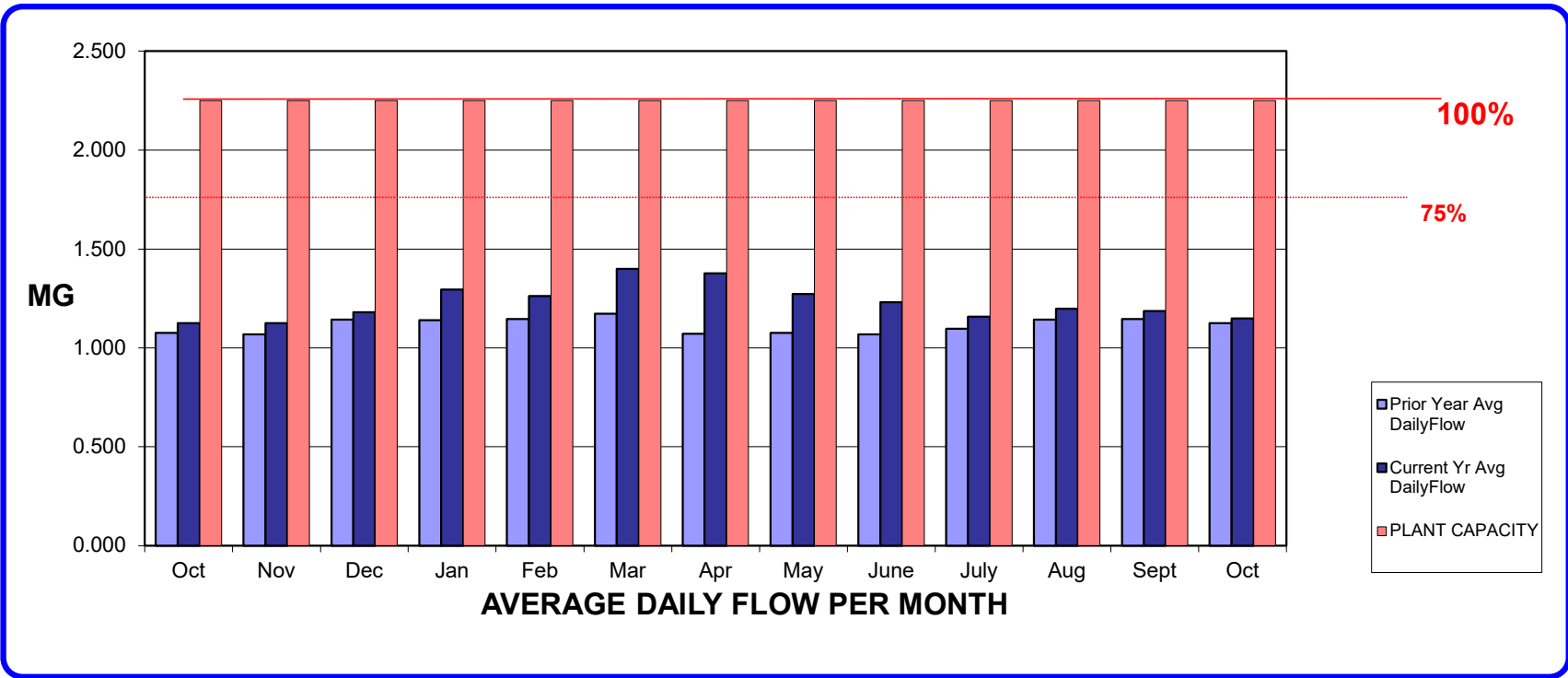
** ACTUAL AVERAGE DAILY FLOW RATE IN GPD

RECLAMATION PLANT FLOW REPORT

AVERAGE DAILY FLOW (Million Gallons)

Key	
2021-2022	
2022-2023	
2023-2024	

	Oct	Nov	Dec	Jan	Feb	Mar	Apr	May	June	July	Aug	Sept	Oct
Current Yr Avg DailyFlow	1.1250	1.1260	1.1810	1.2950	1.2620	1.3990	1.3760	1.2730	1.2320	1.1590	1.1980	1.1860	1.1490
Prior Year Avg DailyFlow	1.0760	1.0690	1.1430	1.1400	1.1460	1.1730	1.0710	1.0760	1.0690	1.0970	1.1430	1.1460	1.1250
PLANT CAPACITY	2.250	2.250	2.250	2.250	2.250	2.250	2.250	2.250	2.250	2.250	2.250	2.250	2.250

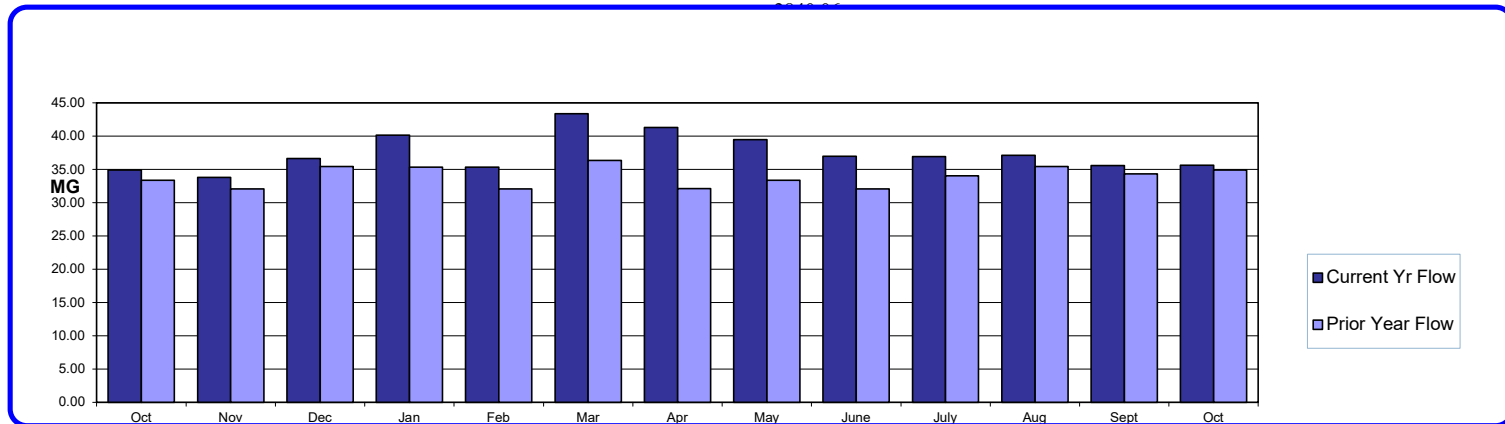


RECLAMATION PLANT DISCHARGE REPORT MONTHLY FLOW (Million Gallons)

	Oct	Nov	Dec	Jan	Feb	Mar	Apr	May	June	July	Aug	Sept	Oct	Total/yr
Current Yr Flow	34.89	33.77	36.63	40.14	35.34	43.38	41.29	39.47	36.95	36.92	37.14	35.58	35.63	452.22
Prior Year Flow	33.36	32.07	35.44	35.35	32.08	36.36	32.12	33.35	32.08	34.01	35.45	34.37	34.89	407.57

Potential Revenue

\$139,467	\$134,990	\$146,423	\$160,440	\$115,067	\$141,253	\$134,448	\$128,514	\$120,309	\$120,211	\$120,927	\$115,848	\$116,011	\$1,554,441
-----------	-----------	-----------	-----------	-----------	-----------	-----------	-----------	-----------	-----------	-----------	-----------	-----------	-------------

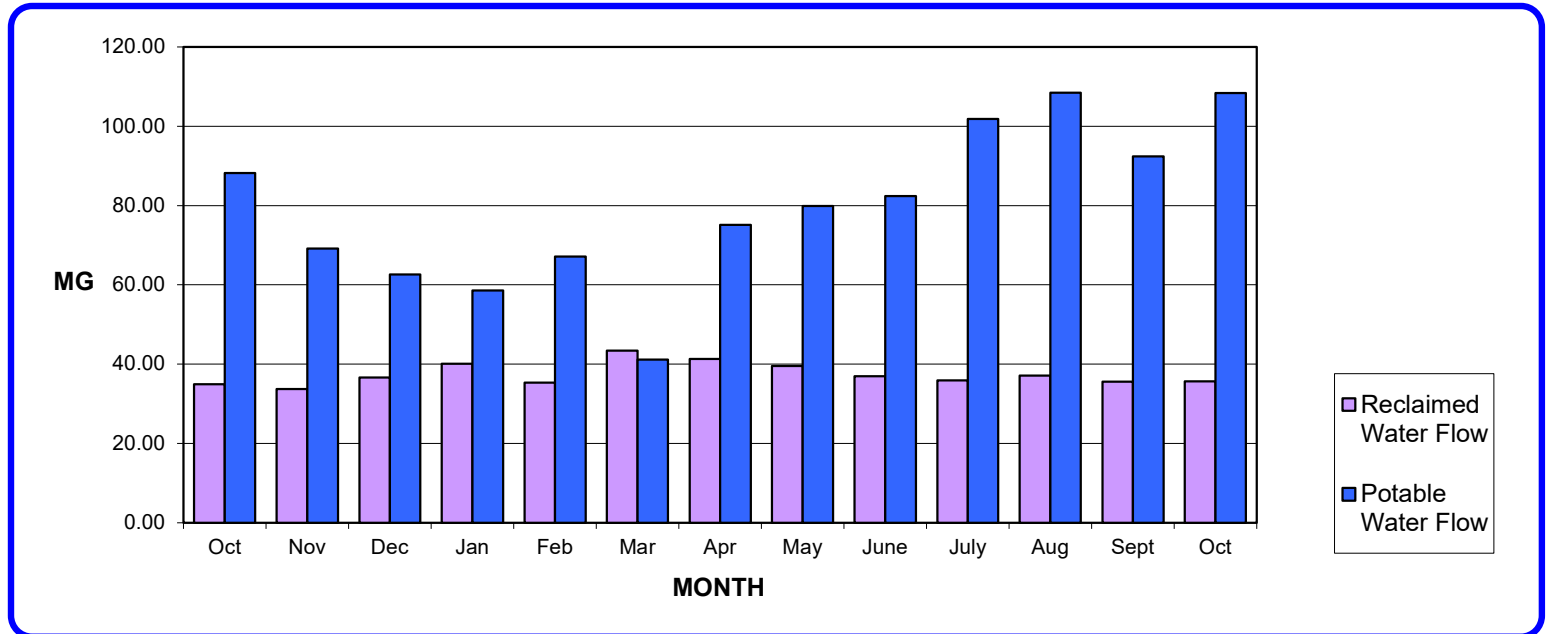


Key
2021-2022
2022-2023
2023-2024

Note - recycled water only

RECLAIMED WATER VERSUS POTABLE WATER MONTHLY FLOW (Million Gallons)

	Oct	Nov	Dec	Jan	Feb	Mar	Apr	May	June	July	Aug	Sept	Oct
No. of Sewer Dwelling Units Connected	7164	7188	7204	7243	7254	7265	7293	7289	7292	7301	7330	7318	7363
Reclaimed Water Flow	34.89	33.77	36.63	40.14	35.34	43.38	41.29	39.47	36.95	35.92	37.14	35.58	35.63
Potable Water Flow	88.19	69.13	62.62	58.58	67.07	41.13	75.16	79.86	82.43	101.86	108.40	92.41	108.38



TEMESCAL VALLEY WATER DISTRICT
AVERAGE WATER UNITS PER MONTH BY ROUTE

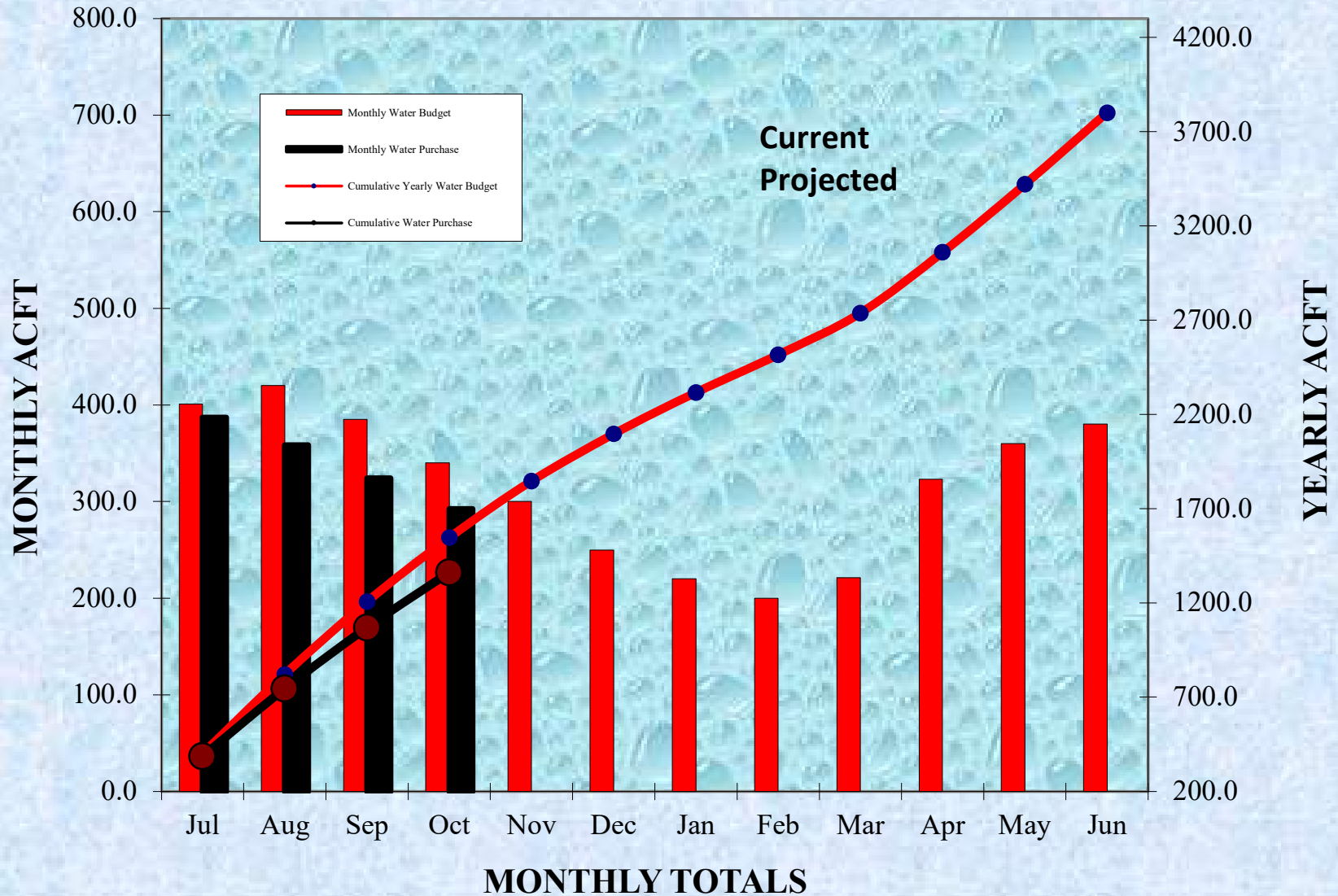
Month	Wildrose(2)	Montecito(3)	Trilogy(4)	Painted Hills(5)	Syc Crk(6)	Retreat(7)	Terramor(8)	Harm Gr(13)	Serrano	Dist Avg	AVG / IRR (1)	TOTAL		
												RECYCLED	NONPOT- Other	NONPOT- Trilogy Golf
AVG '07-'08	18.1	32.7	15.9	32.2	21.7	37.1	0.03	-		25.9	83.9			
AVG '08-'09	24.6	33.8	17.0	33.3	32.6	40.8	-	-		25.4	53.3			
AVG '09-'10	21.9	30.0	15.8	30.2	26.3	0.0	-	-		23.0	51.7			
AVG '10-'11	20.6	18.68	15.5	25.8	25.1	35.2	-	-		22.3	36.0			
AVG '11-'12	21.0	27.9	15.9	27.3	24.7	34.0	-	-		22.5	82.3			
AVG '12-'13	21.9	31.3	15.6	27.5	23.6	30.5	-	-		22.9	q			
AVG '13-'14	22.5	33.8	16.5	28.2	24.5	30.6	-	-		23.0	9.8			
AVG '14-'15	20.7	28.4	15.4	26.8	21.9	28.2	-	-		21.2	62.8			
AVG '15-'16	17.4	21.3	10.6	22.4	16.9	24.3	-	-		16.5	105.4	38,401.9	4,639.1	18,977.2
AVG '16-'17	18.4	26.4	16.7	24.8	18.5	27.1	26.4	-		19.4	211.0	46,977.4	8,442.6	16,068.4
AVG '17-'18	18.2	22.9	14.0	25.4	18.4	27.1	16.0	-		18.8	378.4	48,106.6	4,904.8	16,348.5
AVG '18-'19	20.3	26.4	15.7	27.1	19.2	27.3	12.9	0.3		19.5	145.9	39,101.6	4,511.4	12,445.3
AVG '19-'20	20.1	24.4	15.4	25.6	18.6	27.2	12.7	6.1		18.9	399.3	41,168.9	3,775.2	11,460.0
AVG '20-'21	21.5	28.2	17.6	25.9	19.6	30.5	13.8	7.9		19.7	54.9	49,744.3	4,450.3	12,932.8
AVG '21-'22	20.3	26.1	17.9	23.9	19.3	28.0	12.5	9.7		19.3	56.0	42,268.8	4,212.1	15,703.4
AVG '22-'23	18.1	22.5	14.3	20.8	16.7	23.8	13.3	8.7	3.80	16.5	81.5	34,928.6	1,971.0	13,657.8
Jul-23	22.5	28.1	21.1	27.5	19.5	29.7	12.5	8.3	10.60	20.6	203.4	55,826.4	4,122.1	24,243.9
Aug-23	23.5	33.7	21.3	29.6	21.0	32.3	13.8	9.0	5.30	22.1	168.4	61,755.3	4,841.6	26,544.3
Sep-23	20.2	25.8	17.8	25.2	18.1	27.4	13.1	8.6	6.45	18.8	13.2	47,568.3	4,332.8	13,595.8
Oct-23	23.7	31.7	19.1	29.4	21.6	33.0	14.4	9.7	6.20	21.7	23.3	59,467.5	4,107.6	18,348.0
Nov-23														
Dec-23														
Jan-24														
Feb-24														
Mar-24														
Apr-24														
May-24														
Jun-24														
AVG '23-'24														

NOTE: AVG UNITS PER MONTH

WHOLESALE BUDGET vs PURCHASE

Water Year July 2023 through June 2024

3800 ACFT PROJECTION)





November 21, 2023

Board of Directors
Temescal Valley Water District

RE: General Manager's Report

Dear Board:

The following is a brief status report on several issues that I have been involved in since the last meeting.

- Water Supply Availability - Restrictions
 - Newsom lifted the Stage 2 Water conservation requirement – the District has moved back to Stage 1 on April 25th 2023
 - SWRCB is proposing a conservation program call “Making Conservation a California Way of Life”
- Working on non-potable water supply improvements
 - Park Canyon Drive RW line – Property owner has agreed to build the RW line along Park Canyon to our existing pipeline from the sump well.
 - Working on new well site near the Sump Booster site on the Temescal Valley Commerce Center.
 - 11-17-22 – finalizing plans for pipeline and new well site with developer design staff
 - Working on new well site at Brown Canyon Channel area on Leinen properties.
 - Good conversation with Grant on the Brown Canyon Channel Well
 - Offer received for possibly two well sites on Gail Material site.
- Working on Conservation opportunities and RW/NP conversion locations
 - Reviewing all 2” potable irrigation meters for potential conversion to RW.
 - Map complete reviewing opportunities to convert to Non-potable or RW
 - Prioritized RW conversion sites and seeking approval to provide preliminary design and cost.
 - Proposed conversion sites identified, and information sheets prepared for Engineering Committee review
 - 11-17-22 Package on board agenda for review and approval of design timing
 - 12-15-22 Plan design for draft approved projects started
 - 12-15-22 Investigation Grant opportunities
 - Design complete for Projects in our control - COR Encroachment Permits requested
 - Report by Engineering committee and District Engineer
 - Bids will be presented at the Board Meeting
 - Selection of projects and funding sources will be on the May 23rd meeting
 - Projects approved for funding by District – Contacted each HOA/Owner to solicit permissions and propose timing.
 - All areas approved by HOA/Owners for construction – Contractor in submittal stage
 - All scheduled for construction- first starts the first week of September.
 - Construction completion 12-31-23

Temescal Valley Water District

22646 Temescal Canyon Road | Temescal Valley, CA 92883-4106 | tel: 951.277.1414 | fax: 951.277.1419
www.temescalvwd.com



- Working with Land Developers on water and sewer fees for multiple infill projects.
 - Deleo adjacent to Tom's Farms – no news
 - Retreat Infill – Kiley Court – Plans signed – new Will Serve sent
 - **Serrano** on Temescal Canyon Road at Campbell Ranch Road – Taylor Morris
 - **Building of the homes continues – RW meters in place**
 - **Sycamore Highlands** - Kiley Family Trust Property –
 - Tract Map Stage - Public Hearing scheduled – W & S plans submitted – Requested water system study. Plans ready for signature.
 - Signed plans returned 12-13-22
 - Reviewed and made recommendation on landscape plans with RW delivery options.
 - Signed final plan set with revisions.
 - We received a request for a RW meter to start grading the site.
 - Work started on the offsite improvement to supply RW for grading.
 - **Grading and infrastructure construction continues.**
 - **Rinker Property** – Map Stage – Preliminary W & S plans reviewed.
 - Amazon dropped out but the developer is continuing with a plan for commercial buildings.
 - New building layout submitted review
 - 11-17-22 Reviewed new onsite and offsite improvement plans
 - **Offsite pipeline plans in TCR were returned to the engineer with comments.**
 - **TR 33688R1 - KoK Development**
 - 4th submittal in review
 - 4th Submittal returned to the engineer with comments.
 - **Developer working with California Meadows on required easements to sewer the property.**
 - **TRUCK STOP and Fueling Station** –
 - Received a proposed development of a **Truck Stop** on the property across from the AM PM and adjacent to the Freeway – old shopping center site.
 - **Senior Living Development on Ben Day's property.**
 - Final review of Senior Living Development infrastructure completed. Approved final layout requested actual design plans.
 - Actual Design plans on hold while the property is marketed.
 - **No change**
 - **Leroy Road Commercial – LFA**
 - Working on rerouting the existing Sewer and AG water lines for the proposed Commercial Building
 - **Finalized the design with the architect.**
 - **Mission Clay Products – Commercial, Apartment and Drive through**
 - **Working on new Potable water loop, Sewer and RW for site including Lawson Road**
 - **Leinen Commercial Sewer Line**
 - **Reviewed, and signed the plans for a Public Sewer line in Dawson Canyon Road– includes a lateral for the Rinker site Commercial.**



- Terramor CFD – CFD 4 annexation of Phase 2 completed - Constructing the WRF expansion. Annexation of final PA in Phase 2 completed – Working on Phase 3 Water, Sewer and RW plans. Working on second Bond issuance for IA 2. Bond Issuance for IA2 complete
 - Annexation of IA3 is started.
 - Annexation complete for phase 1 of ID 3
 - 11-17-22 final reimbursement package on the 11-22 board mtg for review.
 - Developer has requested we start the annexation of the final areas in IA3.
 - Annexation of Planning Areas 14A, 14b and 11A on Agenda
 - **Annexation of Planning Areas 14A, 14b and 11A – construction started.**
- Terramor Onsite Water, Sewer and RW improvements
 - Work continues Improvement Area 2 – Richmond America, Pardee and Pulte. Grading of Phase 3 pads will be complete in August. Developer currently building the upper zone booster.
 - Upper booster complete and in operation – final testing and connection to SCADA in the works
 - Work continues on the water, sewer and RW in ID 3
 - 12-15-22 Signed plans returned for all final phases in ID3
 - **Work continues on water and sewer improvement for Phase 3**
- AMI/AMR Meter Reading system upgrade
 - Research continues on different data collection systems, software and meters.
 - Expecting final coverage proposal prior to September Board meeting.
 - Working on the RFP to be given to each of the system providers for review by the engineering Committee
 - Working with Western on Grant opportunities prior to bidding/RFP
 - Soliciting a proposal from a company called METERSYS as a resource to investigate, rank and prioritize the changing AMI products.
 - Proposal received – reviewing.
 - Proposal Signed and work started.
 - **First review of vendors and systems complete**

MEMORANDUM

DATE: November 21, 2023
TO: Board of Directors
Temescal Valley Water District
FROM: General Manager
SUBJECT: Agreement with Corona Norco Unified School District CNUSD.

BACKGROUND

Staff and the Engineering Committee Chairman have been negotiating with CNUSD for the cost sharing and implementation of converting the Todd Elementary School slopes, landscaping and grass field to recycled water. The plans for the connection to the existing RW pipeline adjacent to the school were presented and our legal Counsel, Dave Saunders, drafted a cooperation agreement for their review. CNUSD has reviewed/modified the draft and Dave has reviewed any changes. Presented for your consideration is the final agreement for approval.

FISCAL IMPACT


To be Determined

RECOMMENDATION

At the discretion of the Board:

1. *Authorize the General Manager to sign the agreement.*

Respectfully submitted,



Jeff Pape
General Manager

COOPERATION AGREEMENT FOR CONVERSION TO NON-POTABLE IRRIGATION

This Cooperation Agreement for Conversion to Non-Potable Irrigation (“Agreement”) is entered as of December 13, 2023, by Corona-Norco Unified School District, a California public school district (“CNUSD”) and Temescal Valley Water District a California water district (“TVWD”). CNUSD and TVWD are at times referred to herein individually as “Party” and collectively as “Parties.”

RECITALS

A. CNUSD operates Todd Elementary School located at 25105 Mayhew Canyon Road in Corona, California (“Todd Elementary”).

B. CNUSD uses approximately 5,800,000 gallons of potable water each year from TVWD to irrigate the landscaping and turf at Todd Elementary.

C. The California State Water Resources Control Board (“SWRCB”) encourages landscaping and turf to be irrigated from a non-potable source.

D. TVWD has a Recycled Water Conversion Program that incentivizes the conversion of irrigation from potable to non-potable water.

E. TVWD currently has a recycled water system in Mayhew Canyon Drive adjacent to Todd Elementary.

F. Converting the landscaping and turf irrigation at Todd Elementary to recycled water will save CNUSD approximately \$8,000.00 per year.

G. TVWD is willing to assist CNUSD in converting to a non-potable water system to serve Todd Elementary.

NOW, THEREFORE, for good and valuable consideration, the receipt of which is hereby acknowledged, it is agreed by the parties as follows:

1. Construction of Water Lateral to TVWD’s Non-Potable Service Line. TVWD agrees to construct and install, at CNUSD’s cost and expense, a water lateral pipeline, a water meter, and connection to TVWD’s non-potable water line in Mayhew Canyon Drive, adjacent to Todd Elementary (collectively, the “Non-Potable Pipeline”). The Non-Potable Pipeline shall be installed in accordance with all applicable standards and requirements of the Temescal Valley Water District, the County of Riverside, and any other entity having jurisdiction over the work.

2. Services to be Provided by TVWD. TVWD agrees to provide, at its sole cost and expense, design engineering, construction management, contract administration, field coordination, signage, SWRCB compliance, and cross-connection testing of the Non-Potable Pipeline.

3. Project Completion. The Parties agree to proceed diligently with the work to be completed by this Agreement and anticipate that the construction and installation of the Non-Potable Pipeline will be completed no later than sixty (60) days following the commencement of construction of the Non-Potable Pipeline.

4. Reimbursement of Project Construction Cost. CNUSD agrees to reimburse TVWD a not to exceed amount of Seventy-Five Thousand Dollars (\$75,000) towards the Project construction cost of the Non-Potable Pipeline after the Project has been completed and TVWD has submitted an itemized invoice to CNUSD for the Project construction work. CNUSD shall submit payment to TVWD within thirty (30) days of receiving TVWD's invoice.

5. Payment of Water Charges. CNUSD agrees to pay for non-potable water service from the Non-Potable Pipeline in accordance with TVWD's uniform fee policy, as determined from time to time.

6. No Joint Venture. Nothing in this Agreement shall be construed as creating a joint venture between the parties.

7. Sole Agreement. This Agreement is the sole agreement between the Parties as to its subject matter. It supersedes all prior oral or written understandings between the Parties.

8. Notices. All notices permitted or required under this Agreement shall be given to the respective Parties at the following addresses, or at such other address(es) as the respective Parties may provide in writing for this purpose:

To TVWD

Temescal Valley Water District
22646 Temescal Canyon Road
Corona, CA 92883
Attn: Jeff Pape
General Manager

To CNUSD

Corona-Norco Unified School District
2820 Clark Avenue
Norco, CA 92860
Attn: John Vondriska
Administrative Director,
Facilities & Support Services

9. Counterparts and Signatures. This Agreement may be executed in counterparts which, taken together, shall comprise a single agreement. Photocopies or electronic signatures shall be effective as original signatures.

IN WITNESS WHEREOF, the parties have executed this Agreement as of the date first written above.

CORONA-NORCO UNIFIED SCHOOL
DISTRICT

TEMESCAL VALLEY WATER DISTRICT

By: _____
Name:
Title:

By: _____
Name:
Title:

Temescal Valley Water District\General .0\AGR\CNUSD Cooperation Agr

P:\101\Engineering\Temescal Valley Water District\1401\1401.2209 RW Conversion Evaluation\06 CAD\Project 6\Irrigation Plan.dwg Sep 28, 2023 - 12:05pm

	Estimate	Admin/CM	Engineering	Private Side Customer Costs	Total	Average Yearly Consumption (units)	Peak Monthly Water Consumption (units)	Peak Monthly Water Consumption (gal)	Peak Daily Water Consumption (gal)	Peak 4hr Watering Period Consumption (gal)	Peak Watering Period Flow (gpm)	Potable Water Costs/yr (2024)	Recycled Water Costs/yr (2024)	Cost Savings/yr
#1 4" Meter Mayhew Canyon Rd	\$ 40,000	\$ 3,000	\$ 6,000	\$ 3,000	\$ 52,000	5,657	955	714,340	59,528	9,921	248	\$ 20,308.63	\$ 14,199.07	\$ 6,109.56
#2 1" Meter Mayhew Canyon Rd	\$ 10,000	\$ 2,000	\$ 4,000	\$ 2,000	\$ 18,000	2,082	366	273,768	22,814	3,802	95	\$ 7,474.38	\$ 5,225.82	\$ 2,248.56
Totals	\$ 50,000	\$ 5,000	\$ 10,000	\$ 5,000	\$ 70,000	7,739	1,321	988,108			#REF!	\$ 27,783.01	\$ 19,424.89	\$ 8,358.12

DUDEK
 605 Third Street
 Encinitas, CA 92024
 760.942.5147 Fax
 760.942.4508

REVISIONS			
NO.	BY	DATE	REMARKS

ENGINEER OF WORK	
JUSTIN TYLER SCHEIDEL RCE : 82058	6/29/23 DATE EXP. DATE 3/31/24
DESIGN : HUNTER MARKLE	
DRAWN : HUNTER MARKLE	
CHECKED : J. SCHEIDEL	

TEMESCAL VALLEY WATER DISTRICT
DISTRICT
 22646 TEMESCAL CANYON ROAD, CORONA, CA 92883-5015
 PHONE: (951) 277-1414
 FAX: (951) 277-1419

TEMESCAL VALLEY WATER DISTRICT
 TODD ACADEMY SCHOOL YARD
 IRRIGATION SYSTEM
WATER USE TABLE

DRAWING	I-3
SHEET	3 OF 3
DATE	
CAD FILE	IRRIGATION PLAN

November 16, 2023

Board of Directors
Temescal Valley Water District

Re: Water and Sewer Operations – October 2023

Dear Board Members:

Temescal Valley Water District operations personnel perform the following tasks on a regular and routine basis:

- Managed 355.55 acre-feet of water through system.
- Collected routine and quarterly potable water samples as required by the State Water Resources Control Board, Division of Drinking Water.
- Collected routine and annual wastewater monitoring samples as required by Regional Water Quality Control Board.
- Submitted monthly reports to the State Water Resources Control Board, Division of Drinking Water for: TVWD distribution system monitoring.
- Submitted monthly SMR reports to the Regional Water Quality Control Board for: Temescal Valley Wastewater Reclamation Facility.
- Meters read 6,714.
- 0 customers locked off.
- Responded to 104 service calls.
- Installed 19 meters for the various developers.
- Responded to 100 USA Dig Alerts to mark District underground utilities.

In addition to the above regular and routine tasks we also performed the following operational tasks.

- 2 loads of biosolids were hauled off this month.

- SBR# 4&5 inoperable drain valves replaced.
- A bad generator engine coil was replaced at the Retreat Booster Station.
- A faulty communication radio was replaced at Foster Well after a power outage.
- Operations staff dealt with an emergency WMWD Reach-F shutdown. We used the Corona tie-in for one and a half days.
- Operations staff responded to several power outages on the 31st.
- Percolation pond maintenance work completed by contractor.

Sincerely,

Paul Bishop, Superintendent

**TEMESCAL VALLEY WATER DISTRICT
ENGINEERING DEPARTMENT**

DISTRICT ENGINEER'S MONTHLY REPORT

Date: November 16, 2023
To: Jeff Pape, General Manager
From: Justin Scheidel, District Engineer
Subject: Engineering Activities Update for the Month of November 2023

The following is a summary of the status of current engineering projects:

PLAN CHECKING & DEVELOPER RELATED PROJECTS

Temescal Canyon Road Commerce Center (Rinker Property): Submitted first plan check review comments back to the developer for the onsite and offsite improvements required for the development. Currently waiting for the developer to make the required edits and provide a subsequent submittal.

Temescal Hills (Hunt and Lawson): Fourth plan check has been completed and returned to the developer. The Water and Sewer plans have been tentatively approved but the Non-Potable Water System plans are still lacking sufficient detail for approval. We are currently waiting for the developer to resubmit the Non-Potable Water Plans based on our comments.

AS-NEEDED ENGINEERING SERVICES

Status

General Engineering Initiated During FY 2023/24

- | | |
|--------------------|--|
| Project 1401.2301: | As-Needed Potable Water Engineering for FY 2023/24: Development of the district engineering report and attendance of the District's board meeting. |
| Project 1401.2302: | As-Needed Wastewater Engineering for FY 2023/24: Conducted as-built research for various projects to be designed by developers and other municipalities. Obtained as-builts from the District catalog to update the District's GIS linework and as-built reference system. |
| Project 1401.2303: | As-Needed Non-Potable Water Engineering for FY 2023/24: Conducted as-built research for various projects to be designed by developers and other municipalities. |
| Project 1401.2205: | GIS/Map Updates for FY 2023/24: We have completed our major overhaul of the District's GIS database to reflect the as-built facilities more accurately. The web based GIS system has been updated and we will begin the process of transferring all data to InfoWater which will be complete by the end of the year. |

CAPITAL IMPROVEMENT PROJECTS

Status

Project 1401.2008: DWR LAM Validation: The second batch of information provided by DWR has been reviewed, corrected, and returned to DWR for processing. We attended DWR's workshop regarding the next phase of landscape area identification for commercial properties. We are currently waiting for DWR to release the data for the District to review.

90% Complete, waiting for DWR to provide new information since September 2023.

Project 1401.2208: Sludge Study: All sampling events have been completed and the results have been obtained and reviewed. The draft sludge study is attached to this report for Board review.

85% Complete as of October 2023 currently working with the General Manager and Engineering Committee to discuss the next phase of this project.

Project 1401.2209: Recycled Water Conversion Study: Projects 3, 4, 5, 6, 7, 8, and 9 were combined into a public bid which was awarded in July. Projects 1, 2, and 10 have been on hold since April 2023 until an agreement can be made between the District and the property owners.

85% Complete April 2023, Projects 1, 2, and 10 are currently on hold.

Project 1401.2304: Colladay Reservoir Engineering Services During Construction: The public bid opening for this project was conducted on September 19th. The notice of award has been issued to the Contractor and the pre-construction meeting was held on October 26th. We are currently reviewing project documents and product submittals in anticipation for construction. Mobilization is anticipated to begin the first week of December.

Publicly Bid and now in construction

Project 1401.2305: Secondary EQ Bypass Project: This project is currently in design and expected to be completed in December.

50% Complete November 2023

Project 1401.2306: Recycled Water Conversion Project Engineering Services During Construction: Construction has been completed on sites 4, 8, and 9. Focus has now been shifted to site 3 (the Wildrose Business Park). Once completed, construction activities will be moved to sites 4 and 5. All sites are anticipated to be completed by the end of November. We are currently notifying the affected communities and business owners of the proposed construction schedule and access limitations.

97% Complete November 2023

Project 1401.2307: Primary EQ Pump Crane Design: This project is currently in design and expected to be completed in December.

50% Complete November 2023

MEMORANDUM

DATE: November 16, 2023
TO: Board of Directors
Temescal Valley Water District
FROM: District Engineer
SUBJECT: Recycled Water Conversion Project Progress Payment No. 2

BACKGROUND

The District approved award of the Recycled Water Conversion Project to Weka Inc. with a contract amount of \$783,063.00.

Project Summary

Contract	\$783,063.00
Change Orders Requested to Date	\$0.00
Current Contract Amount	\$783,063.00
Previously Billed	\$325,528.20
Current Billed	\$435,599.80
Total Billed	\$761,128.00
Completion Percentage	97%
Earned this Period	\$435,599.80
5% Retention	\$21,779.99
Earned Less Retention	\$413,819.81
Due Contractor	\$413,819.81

RECOMMENDATION

This pay estimate has been reviewed by the field inspector, and reviewed and signed by both the District Engineer and the General Manager. It is recommended that the Board of Directors:

1. Authorize the payment of \$435,599.80 of which \$413,819.81 is issued to the contractor and \$21,779.99 is held in retention.

Respectfully submitted,



Justin Scheidel
District Engineer

WEKA, Inc.

TO: Temescal Valley Water District
 22646 Temescal Canyon Rd.
 Corona, CA 92883

Invoice #	306-002
Contract Date	7/13/2023

INV DATE	JOB NAME/NUMBER	Terms
11/15/2023	306 - TVWD 2023 Non Potable Water Conversion Project	Net 30

DESCRIPTION		
	General Items =	\$ 1,400.00
	Wildrose Business Park Conversion =	\$ 177,887.90
	Wildrose Community Park Conversion =	\$ 1,749.20
	Wildrose Ranch HOA Conversion =	\$ 22,165.15
	Sycamore Creek Community Park Conversion =	\$ 187,999.55
	Sycamore Creek Fire Station Conversion =	\$ 40,119.00
	Sycamore Creek HOA Conversion =	\$ 4,279.00
	Progress Billing No. 001.2 =	\$ 435,599.80
	Retention (5%) =	\$ (21,779.99)
REMIT TO:	WEKA, INC. 236 W. Orange Show Rd., Suite 114 San Bernardino, CA 92408	
TOTAL AMOUNT DUE THIS INVOICE		\$ 413,819.81

Partial Payment Form

Temescal Valley Water District
22646 Temescal Canyon Road, Corona, CA 92883-5015
(951) 277-1414

Partial Payment Estimate #002

Name of Contractor:

Weka, Inc.

Name of Owner:

Temescal Valley Water District

Date of Completion:	Amount of Contract:	Dates Of Estimate:
Original: 9/21/2023	Original: \$783,063.00	Original: 11/15/2023
Revised: _____	Revised: _____	Revised: _____

Description of Job:

2023 NON-POTABLE WATER CONVERSION

Item #	Description	Contract Items			This Period		Total to Date	
		Quantity	Unit Price	Total	Quantity	Amount	Quantity	Amount
1	General Requirements	1	\$ 6,903.00	\$ 6,903.00	0	\$ -	1	\$ 6,903.00
2	Mobilization / Demobilization	1	\$ 35,000.00	\$ 35,000.00	0	\$ -	80%	\$ 28,000.00
3	Excavation Safety Measures	1	\$ 2,800.00	\$ 2,800.00	50%	\$ 1,400.00	1	\$ 2,800.00
4.01	Furnish 2" Temp Blow-Off Assembly Per Std WB-05	1	\$ 3,105.00	\$ 3,105.00	100%	\$ 1,086.75	1	\$ 3,105.00
4.02	Install 2" Temp Blow-Off Assembly Per Std WB-05	1	\$ 2,947.00	\$ 2,947.00	1	\$ 2,947.00	1	\$ 2,947.00
4.03	Furnish 4" Isolation Valve Per Std W-25	3	\$ 1,452.00	\$ 4,356.00	3	\$ 1,524.60	3	\$ 4,356.00
4.04	Install 4" Isolation Valve Per Std W-25	3	\$ 543.00	\$ 1,629.00	3	\$ 1,629.00	3	\$ 1,629.00
4.05	Furnish 8" 20 Foot Long Sleeve To Be Installed Where Recycled Line Passes Under Sewer Line.	3	\$ 602.00	\$ 1,806.00	3	\$ 632.10	3	\$ 1,806.00
4.06	Install 8" 20 Foot Long Sleeve To Be Installed Where Recycled Line Passes Under Sewer Line.	3	\$ 1,268.00	\$ 3,804.00	3	\$ 3,804.00	3	\$ 3,804.00
4.07	Install Thrust Block Per Std W-22	3	\$ 76.00	\$ 228.00	3	\$ 228.00	3	\$ 228.00
4.08	Furnish Connection To Ex RW Line Per Detail 1 D-2	1	\$ 4,316.00	\$ 4,316.00	1	\$ 1,510.60	1	\$ 4,316.00
4.09	Install Connection To Ex RW Line Per Detail 1 D-2	1	\$ 3,968.00	\$ 3,968.00	1	\$ 3,968.00	1	\$ 3,968.00
4.1	Install 12" Restrained Coupling	1	\$ 227.00	\$ 227.00	1	\$ 227.00	1	\$ 227.00
4.11	Install 12" Mechanical Restraints	2	\$ 114.00	\$ 228.00	2	\$ 228.00	2	\$ 228.00
4.12	Install 4" Flanged Gate Valve	1	\$ 228.00	\$ 228.00	1	\$ 228.00	1	\$ 228.00
4.13	Install 4" Restrained FL Adapter	1	\$ 114.00	\$ 114.00	1	\$ 114.00	1	\$ 114.00
4.14	Install 12"x4" DI Tee (MJxMJxFL)	1	\$ 228.00	\$ 228.00	1	\$ 228.00	1	\$ 228.00
4.15	Install 12" DR 14 C900 PVC Purple	5	\$ 219.00	\$ 1,095.00	5	\$ 1,095.00	5	\$ 1,095.00
4.16	Furnish 4" Restrained TEE	1	\$ 556.00	\$ 556.00	1	\$ 194.60	1	\$ 556.00
4.17	Install 4" Restrained TEE	1	\$ 348.00	\$ 348.00	1	\$ 348.00	1	\$ 348.00
4.18	Furnish 1" Proposed Service Per Std W-7 (Plastic Coated Soft Copper)	6	\$ 1,211.00	\$ 7,266.00	6	\$ 2,543.10	6	\$ 7,266.00
4.19	Install 1" Proposed Service Per Std W-7 (Plastic Coated Soft Copper)	6	\$ 1,922.00	\$ 11,532.00	6	\$ 11,532.00	6	\$ 11,532.00
4.2	Furnish Ex Irrigation Meter With Backflow Assembly - Remove & Replace Per Detail 2 & 3 On D-2 After New Service Is Established	6	\$ 885.00	\$ 5,310.00	6	\$ 1,858.50	6	\$ 5,310.00
4.21	Install Ex Irrigation Meter With Backflow Assembly - Remove & Replace Per Detail 2 & 3 On D-2 After New Service Is Established	6	\$ 929.00	\$ 5,574.00	0	\$ -	0	\$ -
4.22	Install 2" Copper	8	\$ 228.00	\$ 1,824.00	0	\$ -	0	\$ -
4.23	Install 2" Ball Valve	1	\$ 353.00	\$ 353.00	0	\$ -	0	\$ -
4.24	Install 2" 90° Copper Elbow	2	\$ 228.00	\$ 456.00	0	\$ -	0	\$ -
4.25	Install 2" Union	2	\$ 228.00	\$ 456.00	0	\$ -	0	\$ -
4.26	Furnish 4" DR 14 C900 PVC Recycled Water Line	629	\$ 11.00	\$ 6,919.00	629	\$ 2,421.65	629	\$ 6,919.00
4.27	Install 4" DR 14 C900 PVC Recycled Water Line	629	\$ 212.00	\$ 133,348.00	629	\$ 133,348.00	629	\$ 133,348.00
4.28	Pothole	12	\$ 516.00	\$ 6,192.00	12	\$ 6,192.00	12	\$ 6,192.00
5.01	Furnish 2" Recycled Water Service Per Std W-8 (Plastic Coated Soft Copper)	168	\$ 46.00	\$ 7,728.00	0	\$ -	168	\$ 7,728.00

5.02	Install 2" Recycled Water Service Per Std W-8 (Plastic Coated Soft Copper)	168	\$ 347.00	\$ 58,296.00	0	\$ -	168	\$ 58,296.00
5.03	Install 2" 90° Elbow	2	\$ 228.00	\$ 456.00	0	\$ -	2	\$ 456.00
5.04	Furnish Ex Irrigation Meter With Backflow Assembly - Remove & Replace Per Detail 2 & 3 On D-2 After New Service Is Established	1	\$ 1,080.00	\$ 1,080.00	1	\$ 378.00	1	\$ 1,080.00
5.05	Install Ex Irrigation Meter With Backflow Assembly - Remove & Replace Per Detail 2 & 3 On D-2 After New Service Is Established	1	\$ 992.00	\$ 992.00	0	\$ -	0	\$ -
5.06	Install 2" Copper	8	\$ 228.00	\$ 1,824.00	0	\$ -	0	\$ -
5.07	Install 2" Ball Valve	1	\$ 228.00	\$ 228.00	0	\$ -	0	\$ -
5.08	Install 2" 90° Copper Elbow	2	\$ 228.00	\$ 456.00	0	\$ -	0	\$ -
5.09	Install 2" Union	2	\$ 228.00	\$ 456.00	0	\$ -	0	\$ -
5.1	Demo Exist Water Fountain	1	\$ 1,137.00	\$ 1,137.00	1	\$ 1,137.00	1	\$ 1,137.00
5.11	Furnish Cap Ex 2" Water Service At Sidewalk	1	\$ 12.00	\$ 12.00	1	\$ 4.20	1	\$ 12.00
5.12	Install Cap Ex 2" Water Service At Sidewalk	1	\$ 230.00	\$ 230.00	1	\$ 230.00	1	\$ 230.00
6.01	Furnish 2" Recycled Water Service Per Std W-8 (Plastic Coated Soft Copper)	78	\$ 59.00	\$ 4,602.00	0	\$ -	78	\$ 4,602.00
6.02	Install 2" Recycled Water Service Per Std W-8 (Plastic Coated Soft Copper)	78	\$ 419.00	\$ 32,682.00	0	\$ -	78	\$ 32,682.00
6.03	Install 2" 90° Elbow	1	\$ 228.00	\$ 228.00	0	\$ -	1	\$ 228.00
6.04	Furnish Ex Irrigation Meter With Backflow Assembly - Remove & Replace Per Detail 2 & 3 On D-2 After New Service Is Established	1	\$ 874.00	\$ 874.00	1	\$ 305.90	1	\$ 874.00
6.05	Install Ex Irrigation Meter With Backflow Assembly - Remove & Replace Per Detail 2 & 3 On D-2 After New Service Is Established	1	\$ 948.00	\$ 948.00	0	\$ -	0	\$ -
6.06	Install 2" Copper	8	\$ 228.00	\$ 1,824.00	0	\$ -	0	\$ -
6.07	Install 2" Ball Valve	1	\$ 228.00	\$ 228.00	0	\$ -	0	\$ -
6.08	Install 2" 90° Copper Elbow	2	\$ 228.00	\$ 456.00	0	\$ -	0	\$ -
6.09	Install 2" Union	2	\$ 228.00	\$ 456.00	0	\$ -	0	\$ -
6.1	Furnish Cap Ex 2" Water Service At Sidewalk	1	\$ 12.00	\$ 12.00	1	\$ 4.20	1	\$ 12.00
6.11	Install Cap Ex 2" Water Service At Sidewalk	1	\$ 230.00	\$ 230.00	1	\$ 230.00	1	\$ 230.00
6.12	Install 2" Schedule 40 PVC	20	\$ 210.00	\$ 4,200.00	20	\$ 4,200.00	20	\$ 4,200.00
6.13	Install 2" TEE	2	\$ 228.00	\$ 456.00	2	\$ 456.00	2	\$ 456.00
6.14	Furnish 2" Ball Valve	3	\$ 437.00	\$ 1,311.00	3	\$ 458.85	3	\$ 1,311.00
6.15	Install 2" Ball Valve	3	\$ 322.00	\$ 966.00	3	\$ 966.00	3	\$ 966.00
6.16	Furnish Irrigation Booster Pump Within Stainless Steel Enclosure Per Pump Detail On D-1	1	\$ 42,832.00	\$ 42,832.00	1	\$ 14,991.20	1	\$ 42,832.00
6.17	Install Irrigation Booster Pump Within Stainless Steel Enclosure Per Pump Detail On D-1	1	\$ 17,168.00	\$ 17,168.00	0	\$ -	0	\$ -
6.18	Furnish 2" Conduit From Ex Cabinet To Proposed Booster Pump	20	\$ 79.00	\$ 1,580.00	20	\$ 553.00	20	\$ 1,580.00
6.19	Install 2" Conduit From Ex Cabinet To Proposed Booster Pump	20	\$ 245.00	\$ 4,900.00	0	\$ -	0	\$ -
7.01	Furnish 4" C900 DR14 PVC Pipe	862	\$ 12.00	\$ 10,344.00	1	\$ 3,620.40	1	\$ 10,344.00
7.02	Install 4" C900 DR14 PVC Pipe	862	\$ 206.00	\$ 177,572.00	862	\$ 177,572.00	862	\$ 177,572.00
7.03	Furnish 2" Manual Air Valve Per Std WA-01	1	\$ 2,861.00	\$ 2,861.00	1	\$ 1,001.35	1	\$ 2,861.00
7.04	Install 2" Manual Air Valve Per Std WA-01	1	\$ 847.00	\$ 847.00	0	\$ -	0	\$ -
7.05	Furnish 1" Water Service Lateral (70' Lat)	1	\$ 2,193.00	\$ 2,193.00	1	\$ 767.55	1	\$ 2,193.00
7.06	Install 1" Water Service Lateral (70' Lat)	1	\$ 2,892.00	\$ 2,892.00	0	\$ -	0	\$ -
7.07	Furnish 2" Blowoff Per Std WB-01	1	\$ 2,751.00	\$ 2,751.00	1	\$ 962.85	1	\$ 2,751.00
7.08	Install 2" Blowoff Per Std WB-01	1	\$ 2,871.00	\$ 2,871.00	0	\$ -	0	\$ -
7.09	Install Thrust Block Per Std W-22	1	\$ 76.00	\$ 76.00	1	\$ 76.00	1	\$ 76.00
7.1	Furnish Connection To Ex RW Line Per Detail 1 D-1	1	\$ 284.00	\$ 284.00	1	\$ 99.40	1	\$ 284.00
7.11	Install Connection To Ex RW Line Per Detail 1 D-1	1	\$ -	\$ -	1	\$ -	1	\$ -
7.12	Install 12" Restrained Coupling	1	\$ 228.00	\$ 228.00	1	\$ 228.00	1	\$ 228.00
7.13	Install 12" Mechanical Joint Restraints	2	\$ 228.00	\$ 456.00	2	\$ 456.00	2	\$ 456.00
7.14	Install 4" Gate Valve	1	\$ 228.00	\$ 228.00	1	\$ 228.00	1	\$ 228.00
7.15	Install 4" Restrained Flange Adapter	1	\$ 114.00	\$ 114.00	1	\$ 114.00	1	\$ 114.00
7.16	Install 12"x4" DI Tee (MJxMJxFL)	1	\$ 228.00	\$ 228.00	1	\$ 228.00	1	\$ 228.00
7.17	Install 12" C900 DR14 PVC	5	\$ 401.00	\$ 2,005.00	5	\$ 2,005.00	5	\$ 2,005.00
7.18	Install Thrust Block Per Std W-22	1	\$ 263.00	\$ 263.00	1	\$ 263.00	1	\$ 263.00

7.19	Furnish Ex Irrigation Meter With Backflow Assembly - Remove & Replace Per Detail 2 & 3 On D-2 After New Service Is Established	1	\$ 1,080.00	\$ 1,080.00	1	\$ 378.00	1	\$ 1,080.00
7.2	Install Ex Irrigation Meter With Backflow Assembly - Remove & Replace Per Detail 2 & 3 On D-2 After New Service Is Established	1	\$ 992.00	\$ 992.00	0	\$ -	0	\$ -
7.21	Install 2" Copper	8	\$ 228.00	\$ 1,824.00	0	\$ -	0	\$ -
7.22	Install 2" Ball Valve	1	\$ 228.00	\$ 228.00	0	\$ -	0	\$ -
7.23	Install 2" 90° Copper Elbow	2	\$ 228.00	\$ 456.00	0	\$ -	0	\$ -
7.24	Install 2" Union	2	\$ 228.00	\$ 456.00	0	\$ -	0	\$ -
8.01	Furnish Ex Irrigation Meter With Backflow Assembly - Remove & Replace Per Detail 2 & 3 On D-2 After New Service Is Established	1	\$ 1,080.00	\$ 1,080.00	1	\$ 378.00	1	\$ 1,080.00
8.02	Install Ex Irrigation Meter With Backflow Assembly - Remove & Replace Per Detail 2 & 3 On D-2 After New Service Is Established	1	\$ 992.00	\$ 992.00	0	\$ -	0	\$ -
8.03	2" Copper	8	\$ 228.00	\$ 1,824.00	0	\$ -	0	\$ -
8.04	2" Ball Valve	1	\$ 228.00	\$ 228.00	0	\$ -	0	\$ -
8.05	2" 90° Copper Elbow	2	\$ 228.00	\$ 456.00	0	\$ -	0	\$ -
8.06	2" Union	2	\$ 228.00	\$ 456.00	0	\$ -	0	\$ -
8.07	Furnish 2" Recycled Water Service Per Std W-8 (Plastic Coated Soft Copper)	70	\$ 62.00	\$ 4,340.00	0	\$ -	70	\$ 4,340.00
8.08	Install 2" Recycled Water Service Per Std W-8 (Plastic Coated Soft Copper)	70	\$ 512.00	\$ 35,840.00	70	\$ 35,840.00	140	\$ 71,680.00
8.09	Connection To Ex 6" RW	1	\$ 3,659.00	\$ 3,659.00	1	\$ 3,659.00	2	\$ 7,318.00
8.1	Furnish Cap Ex 2" Water Service At Sidewalk	1	\$ 12.00	\$ 12.00	1	\$ 12.00	2	\$ 24.00
8.11	Cap Ex 2" Water Service At Sidewalk	1	\$ 230.00	\$ 230.00	1	\$ 230.00	2	\$ 460.00
9.01	Furnish 2" Recycled Water Service Per Std W-8 (Plastic Coated Soft Copper)	232	\$ 41.00	\$ 9,512.00	0	\$ -	232	\$ 9,512.00
9.02	Install 2" Recycled Water Service Per Std W-8 (Plastic Coated Soft Copper)	232	\$ 262.00	\$ 60,784.00	0	\$ -	232	\$ 60,784.00
9.03	Furnish Ex Irrigation Meter With Backflow Assembly - Remove & Replace Per Detail 2 & 3 On D-2 After New Service Is Established	1	\$ 1,080.00	\$ 1,080.00	1	\$ 378.00	1	\$ 1,080.00
9.04	Install Ex Irrigation Meter With Backflow Assembly - Remove & Replace Per Detail 2 & 3 On D-2 After New Service Is Established	1	\$ 992.00	\$ 992.00	0	\$ -	0	\$ -
9.05	Install 2" Copper	8	\$ 228.00	\$ 1,824.00	0	\$ -	0	\$ -
9.06	Install 2" Ball Valve	1	\$ 228.00	\$ 228.00	0	\$ -	0	\$ -
9.07	Install 2" 90° Copper Elbow	2	\$ 228.00	\$ 456.00	0	\$ -	0	\$ -
9.08	Install 2" Union	2	\$ 228.00	\$ 456.00	0	\$ -	0	\$ -
9.09	Furnish Cap Ex 2" Water Service At Sidewalk	1	\$ 12.00	\$ 12.00	1	\$ 12.00	2	\$ 24.00
9.1	Install Cap Ex 2" Water Service At Sidewalk	1	\$ 230.00	\$ 230.00	1	\$ 230.00	2	\$ 460.00
9.11	Install Connection To Ex 6"RW	1	\$ 3,659.00	\$ 3,659.00	1	\$ 3,659.00	2	\$ 7,318.00
10	As-built, Record Drawings and O&M Manuals	1	\$ 1,000.00	\$ 1,000.00	0	\$ -	0	\$ -
11	All other Work Required to Complete the Project	1	\$ 500.00	\$ 500.00	0	\$ -	0	\$ -

Amount	This Period	Total To Date
Amount Earned	\$ 435,599.80	\$ 761,128.00
Amount Retained (5%)	\$ (21,779.99)	\$ (38,056.40)
Previous Payments	\$ -	\$ (309,251.79)
Amount Due	\$ 413,819.81	\$ 413,819.81

Estimated Percentage Of Job Completed

97%

Is Contractor's Construction Progress On Schedule?

Yes

No

I hereby certify that I have carefully inspected the work and as a result of my inspection and to the best of my knowledge and belief, the quantities shown in this estimate are correct and have not been shown in previous

estimates and the work has been performed in accordance with the contract documents.

Date: 11/15/2023
Weka, Inc.
Name of Contractor
By: Steve Miller
Project Manager
Title

TEMESCAL VALLEY WATER DISTRICT

By: Justin Scheidel
Engineer

By: _____
Inspector

Contractor:
Weka, Inc.
236 W. Orange Show Road, #114
San Bernardino, CA. 92408
Owner:
Temescal Valley Water District
22646 Temescal Canyon Road.
Corona, CA. 92883

Project: 2023 Non-Potable Water Conversion

Partial Pay Estimate #: 002
Period Ending: 11/17/2023

Item No.	BID SCHEDULE Description	Unit	Qty	Unit Price	Pay Est 2		Totals to Date		% Complete	
					Amount	Qty	Amount	Qty		Amount
Original Bid:										
1	General Requirements	LS	1	\$6,903.00	\$6,903.00		\$0.00	1	\$6,903.00	100.00%
2	Mobilization / Demobilization	LS	1	\$35,000.00	\$35,000.00		\$0.00	1	\$28,000.00	80.00%
3	Excavation Safety Measures	LS	1	\$2,800.00	\$2,800.00	50%	\$1,400.00	1	\$2,800.00	100.00%
4 Wildrose Business Park Conversion										
4.01	Furnish 2" Temp Blow-Off Assembly Per Std WB-05	EA	1	\$3,105.00	\$3,105.00	1	\$1,086.75	1	\$3,105.00	100.00%
4.02	Install 2" Temp Blow-Off Assembly Per Std WB-05	EA	1	\$2,947.00	\$2,947.00	1	\$2,947.00	1	\$2,947.00	100.00%
4.03	Furnish 4" Isolation Valve Per Std W-25	EA	3	\$1,452.00	\$4,356.00	3	\$1,524.60	3	\$4,356.00	100.00%
4.04	Install 4" Isolation Valve Per Std W-25	EA	3	\$543.00	\$1,629.00	3	\$1,629.00	3	\$1,629.00	100.00%
4.05	Furnish 8" 20 Foot Long Sleeve To Be Installed Where Recycled Line Passes Under Sewer Line.	EA	3	\$602.00	\$1,806.00	3	\$632.10	3	\$1,806.00	100.00%
4.06	Install 8" 20 Foot Long Sleeve To Be Installed Where Recycled Line Passes Under Sewer Line.	EA	3	\$1,268.00	\$3,804.00	3	\$3,804.00	3	\$3,804.00	100.00%
4.07	Install Thrust Block Per Std W-22	EA	3	\$76.00	\$228.00	3	\$228.00	3	\$228.00	100.00%
4.08	Furnish Connection To Ex RW Line Per Detail 1 D-2	EA	1	\$4,316.00	\$4,316.00	1	\$1,510.60	1	\$4,316.00	100.00%
4.09	Install Connection To Ex RW Line Per Detail 1 D-2	EA	1	\$3,968.00	\$3,968.00	1	\$3,968.00	1	\$3,968.00	100.00%
4.10	Install 12" Restrained Coupling	EA	1	\$227.00	\$227.00	1	\$227.00	1	\$227.00	100.00%
4.11	Install 12" Mechanical Restraints	EA	2	\$114.00	\$228.00	2	\$228.00	2	\$228.00	100.00%
4.12	Install 4" Flanged Gate Valve	EA	1	\$228.00	\$228.00	1	\$228.00	1	\$228.00	100.00%
4.13	Install 4" Restrained FL Adapter	EA	1	\$114.00	\$114.00	1	\$114.00	1	\$114.00	100.00%
4.14	Install 12"x4" DI Tee (MJxMJxFL)	EA	1	\$228.00	\$228.00	1	\$228.00	1	\$228.00	100.00%
4.15	Install 12" DR 14 C900 PVC Purple	EA	5	\$219.00	\$1,095.00	5	\$1,095.00	5	\$1,095.00	100.00%
4.16	Furnish 4" Restrained TEE	EA	1	\$556.00	\$556.00	1	\$194.60	1	\$556.00	100.00%
4.17	Install 4" Restrained TEE	EA	1	\$348.00	\$348.00	1	\$348.00	1	\$348.00	100.00%
4.18	Furnish 1" Proposed Service Per Std W-7 (Plastic Coated Soft Copper)	EA	6	\$1,211.00	\$7,266.00	6	\$2,543.10	6	\$7,266.00	100.00%
4.19	Install 1" Proposed Service Per Std W-7 (Plastic Coated Soft Copper)	EA	6	\$1,922.00	\$11,532.00	6	\$11,532.00	6	\$11,532.00	100.00%
4.20	Furnish Ex Irrigation Meter With Backflow Assembly - Remove & Replace Per Detail 2 & 3 On D-2 After New Service Is Established	EA	6	\$885.00	\$5,310.00	6	\$1,858.50	6	\$5,310.00	100.00%
4.21	Install Ex Irrigation Meter With Backflow Assembly - Remove & Replace Per Detail 2 & 3 On D-2 After New Service Is Established	EA	6	\$929.00	\$5,574.00		\$0.00	0	\$0.00	0.00%
4.22	Install 2" Copper	LF	8	\$228.00	\$1,824.00		\$0.00	0	\$0.00	0.00%
4.23	Install 2" Ball Valve	EA	1	\$353.00	\$353.00		\$0.00	0	\$0.00	0.00%
4.24	Install 2" 90° Copper Elbow	EA	2	\$228.00	\$456.00		\$0.00	0	\$0.00	0.00%
4.25	Install 2" Union	EA	2	\$228.00	\$456.00		\$0.00	0	\$0.00	0.00%
4.26	Furnish 4" DR 14 C900 PVC Recycled Water Line	LF	629	\$11.00	\$6,919.00	629	\$2,421.65	629	\$6,919.00	100.00%
4.27	Install 4" DR 14 C900 PVC Recycled Water Line	LF	629	\$212.00	\$133,348.00	629	\$133,348.00	629	\$133,348.00	100.00%
4.28	Pothole	EA	12	\$516.00	\$6,192.00	12	\$6,192.00	12	\$6,192.00	100.00%

236 W. Orange Show Road, #114
San Bernardino, CA. 92408
Owner:
Temescal Valley Water District
22646 Temescal Canyon Road.
Corona, CA. 92883

Partial Pay Estimate #: 002
Period Ending: 11/17/2023

Item No.	BID SCHEDULE		Unit	Qty	Unit Price	Pay Est 2		Totals to Date		% Complete
	Description					Amount	Qty	Amount	Qty	
5	Wildrose Community Park Conversion									
5.01	Furnish 2" Recycled Water Service Per Std W-8 (Plastic Coated Soft Copper)	LF	168	\$46.00	\$7,728.00		\$0.00	168	\$7,728.00	100.00%
5.02	Install 2" Recycled Water Service Per Std W-8 (Plastic Coated Soft Copper)	LF	168	\$347.00	\$58,296.00		\$0.00	168	\$58,296.00	100.00%
5.03	Install 2" 90° Elbow	EA	2	\$228.00	\$456.00		\$0.00	2	\$456.00	100.00%
5.04	Furnish Ex Irrigation Meter With Backflow Assembly - Remove & Replace Per Detail 2 & 3 On D-2 After New	EA	1	\$1,080.00	\$1,080.00	1	\$378.00	1	\$1,080.00	100.00%
5.05	Install Ex Irrigation Meter With Backflow Assembly - Remove & Replace Per Detail 2 & 3 On D-2 After New	EA	1	\$992.00	\$992.00		\$0.00	0	\$0.00	0.00%
5.06	Install 2" Copper	LF	8	\$228.00	\$1,824.00		\$0.00	0	\$0.00	0.00%
5.07	Install 2" Ball Valve	EA	1	\$228.00	\$228.00		\$0.00	0	\$0.00	0.00%
5.08	Install 2" 90° Copper Elbow	EA	2	\$228.00	\$456.00		\$0.00	0	\$0.00	0.00%
5.09	Install 2" Union	EA	2	\$228.00	\$456.00		\$0.00	0	\$0.00	0.00%
5.10	Demo Exist Water Fountain	EA	1	\$1,137.00	\$1,137.00	1	\$1,137.00	1	\$1,137.00	100.00%
5.11	Furnish Cap Ex 2" Water Service At Sidewalk	EA	1	\$12.00	\$12.00	1	\$4.20	1	\$12.00	100.00%
5.12	Install Cap Ex 2" Water Service At Sidewalk	EA	1	\$230.00	\$230.00	1	\$230.00	1	\$230.00	100.00%
6	Wildrose Ranch HOA Conversion									
6.01	Furnish 2" Recycled Water Service Per Std W-8 (Plastic Coated Soft Copper)	LF	78	\$59.00	\$4,602.00		\$0.00	78	\$4,602.00	100.00%
6.02	Install 2" Recycled Water Service Per Std W-8 (Plastic Coated Soft Copper)	LF	78	\$419.00	\$32,682.00		\$0.00	78	\$32,682.00	100.00%
6.03	Install 2" 90° Elbow	EA	1	\$228.00	\$228.00		\$0.00	1	\$228.00	100.00%
6.04	Furnish Ex Irrigation Meter With Backflow Assembly - Remove & Replace Per Detail 2 & 3 On D-2 After New	EA	1	\$874.00	\$874.00	1	\$305.90	1	\$874.00	100.00%
6.05	Install Ex Irrigation Meter With Backflow Assembly - Remove & Replace Per Detail 2 & 3 On D-2 After New	EA	1	\$948.00	\$948.00		\$0.00	0	\$0.00	0.00%
6.06	Install 2" Copper	LF	8	\$228.00	\$1,824.00		\$0.00	0	\$0.00	0.00%
6.07	Install 2" Ball Valve	EA	1	\$228.00	\$228.00		\$0.00	0	\$0.00	0.00%
6.08	Install 2" 90° Copper Elbow	EA	2	\$228.00	\$456.00		\$0.00	0	\$0.00	0.00%
6.09	Install 2" Union	EA	2	\$228.00	\$456.00		\$0.00	0	\$0.00	0.00%
6.10	Furnish Cap Ex 2" Water Service At Sidewalk	EA	1	\$12.00	\$12.00	1	\$4.20	1	\$12.00	100.00%
6.11	Install Cap Ex 2" Water Service At Sidewalk	EA	1	\$230.00	\$230.00	1	\$230.00	1	\$230.00	100.00%
6.12	Install 2" Schedule 40 PVC	LF	20	\$210.00	\$4,200.00	20	\$4,200.00	20	\$4,200.00	100.00%
6.13	Install 2" TEE	EA	2	\$228.00	\$456.00	2	\$456.00	2	\$456.00	100.00%
6.14	Furnish 2" Ball Valve	EA	3	\$437.00	\$1,311.00	3	\$458.85	3	\$1,311.00	100.00%
6.15	Install 2" Ball Valve	EA	3	\$322.00	\$966.00	3	\$966.00	3	\$966.00	100.00%
6.16	Furnish Irrigation Booster Pump Within Stainless Steel Enclosure Per Pump Detail On D-1	EA	1	\$42,832.00	\$42,832.00	1	\$14,991.20	1	\$42,832.00	100.00%
6.17	Install Irrigation Booster Pump Within Stainless Steel Enclosure Per Pump Detail On D-1	EA	1	\$17,168.00	\$17,168.00		\$0.00	0	\$0.00	0.00%
6.18	Furnish 2" Conduit From Ex Cabinet To Proposed Booster Pump	LF	20	\$79.00	\$1,580.00	20	\$553.00	20	\$1,580.00	100.00%
6.19	Install 2" Conduit From EX Cabinet To Proposed Booster Pump	LF	20	\$245.00	\$4,900.00		\$0.00	0	\$0.00	0.00%

236 W. Orange Show Road, #114
 San Bernardino, CA. 92408
 Owner:
 Temescal Valley Water District
 22646 Temescal Canyon Road.
 Corona, CA. 92883

Partial Pay Estimate #: 002
 Period Ending: 11/17/2023

Item No.	BID SCHEDULE Description	Unit	Qty	Unit Price	Pay Est 2		Totals to Date		% Complete	
					Amount	Qty	Amount	Qty		Amount
7	Sycamore Creek Community Park Conversion									
7.01	Furnish 4" C900 DR14 PVC Pipe	LF	862	\$12.00	\$10,344.00	1	\$3,620.40	1	\$10,344.00	100.00%
7.02	Install 4" C900 DR14 PVC Pipe	LF	862	\$206.00	\$177,572.00	862	\$177,572.00	862	\$177,572.00	100.00%
7.03	Furnish 2" Manual Air Valve Per Std WA-01	EA	1	\$2,861.00	\$2,861.00	1	\$1,001.35	1	\$2,861.00	100.00%
7.04	Install 2" Manual Air Valve Per Std WA-01	EA	1	\$847.00	\$847.00		\$0.00	0	\$0.00	0.00%
7.05	Furnish 1" Water Service Lateral (70' Lat)	EA	1	\$2,193.00	\$2,193.00	1	\$767.55	1	\$2,193.00	100.00%
7.06	Install 1" Water Service Lateral (70' Lat)	EA	1	\$2,892.00	\$2,892.00		\$0.00	0	\$0.00	0.00%
7.07	Furnish 2" Blowoff Per Std WB-01	EA	1	\$2,751.00	\$2,751.00	1	\$962.85	1	\$2,751.00	100.00%
7.08	Install 2" Blowoff Per Std WB-01	EA	1	\$2,871.00	\$2,871.00		\$0.00	0	\$0.00	0.00%
7.09	Install Thrust Block Per Std W-22	EA	1	\$76.00	\$76.00	1	\$76.00	1	\$76.00	100.00%
7.10	Furnish Connection To Ex RW Line Per Detail 1 D-1	EA	1	\$284.00	\$284.00	1	\$99.40	1	\$284.00	100.00%
7.11	Install Connection To Ex RW Line Per Detail 1 D-1	EA	1	\$0.00	\$0.00	1	\$0.00	1	\$0.00	100.00%
7.12	Install 12" Restrained Coupling	EA	1	\$228.00	\$228.00	1	\$228.00	1	\$228.00	100.00%
7.13	Install 12" Mechanical Joint Restraints	EA	2	\$228.00	\$456.00	2	\$456.00	2	\$456.00	100.00%
7.14	Install 4" Gate Valve	EA	1	\$228.00	\$228.00	1	\$228.00	1	\$228.00	100.00%
7.15	Install 4" Restrained Flange Adapter	EA	1	\$114.00	\$114.00	1	\$114.00	1	\$114.00	100.00%
7.16	Install 12"x4" DI Tee (MJxMJxFL)	EA	1	\$228.00	\$228.00	1	\$228.00	1	\$228.00	100.00%
7.17	Install 12" C900 DR14 PVC	LF	5	\$401.00	\$2,005.00	5	\$2,005.00	5	\$2,005.00	100.00%
7.18	Install Thrust Block Per Std W-22	EA	1	\$263.00	\$263.00	1	\$263.00	1	\$263.00	100.00%
7.19	Furnish Ex Irrigation Meter With Backflow Assembly - Remove & Replace Per Detail 2 & 3 On D-2 After New	EA	1	\$1,080.00	\$1,080.00	1	\$378.00	1	\$1,080.00	100.00%
7.20	Install Ex Irrigation Meter With Backflow Assembly - Remove & Replace Per Detail 2 & 3 On D-2 After New	EA	1	\$992.00	\$992.00		\$0.00	0	\$0.00	0.00%
7.21	Install 2" Copper	LF	8	\$228.00	\$1,824.00		\$0.00	0	\$0.00	0.00%
7.22	Install 2" Ball Valve	EA	1	\$228.00	\$228.00		\$0.00	0	\$0.00	0.00%
7.23	Install 2" 90° Copper Elbow	EA	2	\$228.00	\$456.00		\$0.00	0	\$0.00	0.00%
7.24	Install 2" Union	EA	2	\$228.00	\$456.00		\$0.00	0	\$0.00	0.00%
8	Sycamore Creek Fire Station Conversion									
8.01	Furnish Ex Irrigation Meter With Backflow Assembly - Remove & Replace Per Detail 2 & 3 On D-2 After New	EA	1	\$1,080.00	\$1,080.00	1	\$378.00	1	\$1,080.00	100.00%
8.02	Install Ex Irrigation Meter With Backflow Assembly - Remove & Replace Per Detail 2 & 3 On D-2 After New	EA	1	\$992.00	\$992.00		\$0.00	0	\$0.00	0.00%
8.03	2" Copper	LF	8	\$228.00	\$1,824.00		\$0.00	0	\$0.00	0.00%
8.04	2" Ball Valve	EA	1	\$228.00	\$228.00		\$0.00	0	\$0.00	0.00%
8.05	2" 90° Copper Elbow	EA	2	\$228.00	\$456.00		\$0.00	0	\$0.00	0.00%
8.06	2" Union	EA	2	\$228.00	\$456.00		\$0.00	0	\$0.00	0.00%
8.07	Furnish 2" Recycled Water Service Per Std W-8 (Plastic Coated Soft Copper)	LF	70	\$62.00	\$4,340.00		\$0.00	70	\$4,340.00	100.00%
8.08	Install 2" Recycled Water Service Per Std W-8 (Plastic Coated Soft Copper)	LF	70	\$512.00	\$35,840.00	70	\$35,840.00	140	\$71,680.00	200.00%
8.09	Connection To Ex 6" RW	EA	1	\$3,659.00	\$3,659.00	1	\$3,659.00	2	\$7,318.00	200.00%
8.10	Furnish Cap Ex 2" Water Service At Sidewalk	EA	1	\$12.00	\$12.00	1	\$12.00	2	\$24.00	200.00%
8.11	Cap Ex 2" Water Service At Sidewalk	EA	1	\$230.00	\$230.00	1	\$230.00	2	\$460.00	200.00%

236 W. Orange Show Road, #114
 San Bernardino, CA. 92408
Owner:
 Temescal Valley Water District
 22646 Temescal Canyon Road.
 Corona, CA. 92883

Partial Pay Estimate #: 002
Period Ending: 11/17/2023

Item No.	BID SCHEDULE		Unit		Pay Est 2		Totals to Date		% Complete	
	Description	Unit	Qty	Price	Amount	Qty	Amount	Qty		Amount
9	Sycamore Creek HOA Conversion									
9.01	Furnish 2" Recycled Water Service Per Std W-8 (Plastic Coated Soft Copper)	LF	232	\$41.00	\$9,512.00		\$0.00	232	\$9,512.00	100.00%
9.02	Install 2" Recycled Water Service Per Std W-8 (Plastic Coated Soft Copper)	LF	232	\$262.00	\$60,784.00		\$0.00	232	\$60,784.00	100.00%
9.03	Furnish Ex Irrigation Meter With Backflow Assembly - Remove & Replace Per Detail 2 & 3 On D-2 After New	EA	1	\$1,080.00	\$1,080.00	1	\$378.00	1	\$1,080.00	100.00%
9.04	Install Ex Irrigation Meter With Backflow Assembly - Remove & Replace Per Detail 2 & 3 On D-2 After New	EA	1	\$992.00	\$992.00		\$0.00	0	\$0.00	0.00%
9.05	Install 2" Copper	LF	8	\$228.00	\$1,824.00		\$0.00	0	\$0.00	0.00%
9.06	Install 2" Ball Valve	EA	1	\$228.00	\$228.00		\$0.00	0	\$0.00	0.00%
9.07	Install 2" 90° Copper Elbow	EA	2	\$228.00	\$456.00		\$0.00	0	\$0.00	0.00%
9.08	Install 2" Union	EA	2	\$228.00	\$456.00		\$0.00	0	\$0.00	0.00%
9.09	Furnish Cap Ex 2" Water Service At Sidewalk	EA	1	\$12.00	\$12.00	1	\$12.00	2	\$24.00	200.00%
9.10	Install Cap Ex 2" Water Service At Sidewalk	EA	1	\$230.00	\$230.00	1	\$230.00	2	\$460.00	200.00%
9.11	Install Connection To Ex 6"RW	EA	1	\$3,659.00	\$3,659.00	1	\$3,659.00	2	\$7,318.00	200.00%
10	As-built, Record Drawings and O&M Manuals	LS	1	\$1,000.00	\$1,000.00		\$0.00	0	\$0.00	0.00%
11	All other Work Required to Complete the Project	LS	1	\$500.00	\$500.00		\$0.00	0	\$0.00	0.00%

Total Original Bid					\$783,063.00		\$435,599.80		\$761,128.00	97.20%
Change Orders:					\$0.00		\$0.00		\$0.00	0.00%
					\$0.00		\$0.00		\$0.00	0.00%
Total Change Orders					\$0.00		\$0.00		\$0.00	

TOTAL BID AND CHANGE ORDERS					\$783,063.00		\$435,599.80		\$761,128.00	97.20%
------------------------------------	--	--	--	--	---------------------	--	---------------------	--	---------------------	---------------

CONDITIONAL WAIVER AND RELEASE ON PROGRESS PAYMENT

NOTICE: THIS DOCUMENT WAIVES THE CLAIMANT'S LIEN, STOP PAYMENT NOTICE, AND PAYMENT BOND RIGHTS EFFECTIVE ON RECEIPT OF PAYMENT. A PERSON SHOULD NOT RELY ON THIS DOCUMENT UNLESS SATISFIED THAT THE CLAIMANT HAS RECEIVED PAYMENT.

Identifying Information

Name of Claimant:

Name of Customer:

Job Location:

Owner:

Through Date:

Conditional Waiver and Release

This document waives and releases lien, stop payment notice, and payment bond rights the claimant has for labor and service provided, and equipment and material delivered, to the customer on this job through the Through Date of this document. Rights based upon labor or service provided, or equipment or material delivered, pursuant to a written change order that has been fully executed by the parties prior to the date that this document is signed by the claimant, are waived and released by this document, unless listed as an Exception below. This document is effective only on the claimant's receipt of payment from the financial institution on which the following check is drawn:

Maker of Check:

Amount of Check: \$

Check Payable to:

Exceptions

This document does not affect any of the following:

- (1) Retentions.
 - (2) Extras for which the claimant has not received payment.
 - (3) The following progress payments for which the claimant has previously given a conditional waiver and release but has not received payment:
Date(s) of waiver and release: _____
Amount(s) of unpaid progress payment(s): \$ _____
 - (4) Contract rights, including (A) a right based on rescission, abandonment, or breach of contract, and (B) the right to recover compensation for work not compensated by the payment.
-

Signature

Claimant's Signature: *Kari Saputo*

Claimant's Title:

Date of Signature:

MEMORANDUM

DATE: November 16, 2023
TO: Board of Directors
Temescal Valley Water District
FROM: District Engineer
SUBJECT: Recycled Water Conversion Project Change Order Request No. 1

BACKGROUND

The District approved award of the Recycled Water Conversion Project to Weka Inc. with a contract amount of \$783,063.00. The original scope of the project is currently 97% complete and Weka Inc. has provided satisfactory performance to date.

Of the original ten identified recycled water conversion projects six have now been completed as part of this first phase of construction. The conversion of the irrigation system at Todd elementary is one of the remaining projects which can now be completed as a result of an agreement between the School District and the Water District. As such, we have asked Weka Inc. to provide a quote for construction of a new 4-inch lateral which will provide recycled water to the school's existing 4-inch and 1-inch irrigation meters. The attached quote totaling \$56,072 is consistent with the original project budget of \$70,000 to install this lateral including engineering and administrative costs for both the public and private side of the service connection.

RECOMMENDATION

The board authorize the use of the original project budget in the amount of \$70,000, of which \$56,072 will be provided to Weka Inc. as a change order to their current contract in order to install a new 4-inch lateral to provide recycled water to Todd Elementary.

Respectfully submitted,



Justin Scheidel
District Engineer

WEKA, Inc.

236 W. Orange Show Road, #114
San Bernardino, CA. 92408
Phone: (909) 425-8700 – Fax: (909) 425-8706
Contractors License #670100 / DIR# 1000003472
stevem@wekainc.org

November 15th, 2023

Temescal Valley Water District
22646 Temescal Canyon Road
Corona, CA. 92883

Attn: Jeff Pape

Re: 2023 Non-Potable Water Conversion Project – COR#001 – Todd Elementary

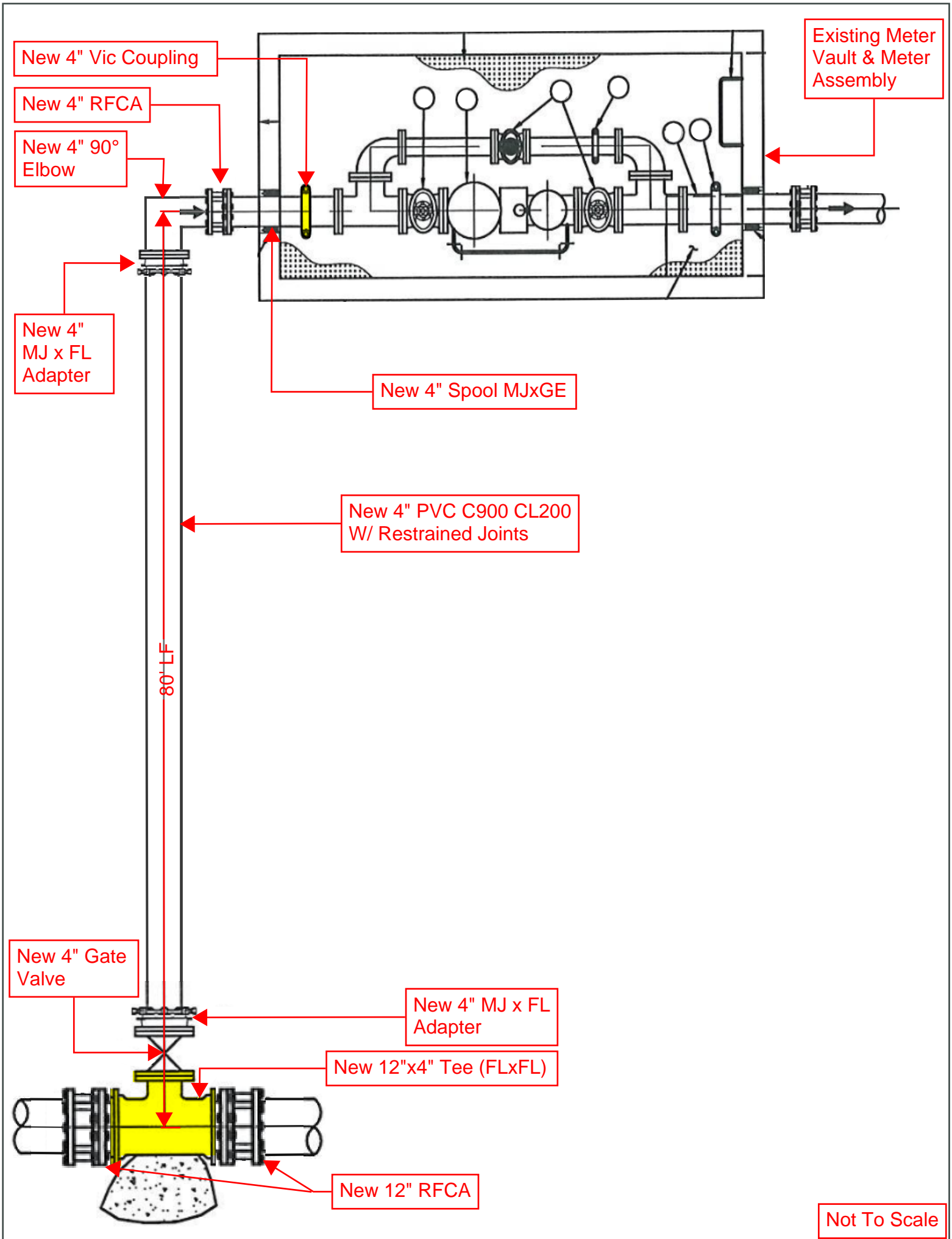
Weka Inc. proposes to do the associated work for the above listed project for a complete sum of **\$56,072.00**

Price Includes: Labor, Material, Equipment, Potholing, Pipeline, Fittings, Gate Valve, Bedding, Backfill, Surface Restoration (Asphalt, Concrete, & Landscape), Slurry Seal (Up To 1,000 SF), Re-Stripe (Trench Width), Pressure Testing, And Traffic Control.

Price Excludes: Meter Vault, Meter Assembly Beyond the Vic Coupling (See Attached Exhibit), Compaction Testing, Inspection Fees Including Archeologist, Paleontologist and Native American Inspection Fees.

Kind Regards,

Steve Miller



Corona, California

Google Street View

Jan 2023

See more dates



Image capture: Jan 2023 © 2023 Google



Approximate Location of
New 4" RW Service Lateral